

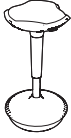




compel[®]

June 2018 List Pricing
Seating | Tables | Desking | Accessories





Table of Contents

SEATING	
Work & Conference	4
Multipurpose	7
Lounge	9
TABLES	
Training	11
Height-Adjustable	12
Reception	13
DESKING	
Insignia	14
Enterprise	20
Pivit	21
ACCESSORIES	26
BENCHING	
zDesk and Pivit Benching pricers available separately.	






Task & Conference Seating

MODEL	STANDARD FEATURES	OPTIONS & DIMENSIONS	PART #	PRICE
POGO 	Black Fabric Upholstered Seat Pneumatic Height Adjustment 360° Swivel Seat Black Base	Standard Grade 1 Fabric Grade 2 Fabric COM Option	2000	340 +0 +34 +35
DERBY™ 	Black Mesh Back Black Fabric Upholstered Seat Seat Slider Pneumatic Height Adjustment Synchro Tilt with Lock Manual Tilt Tension Adjustment Adjustable Lumbar Support	Standard Adjustable Arms Black Base Dual Casters Hard Surface Casters Grade 1 Fabric Grade 2 Fabric COM Option	5400 AT02 BSHB04 CAST07 CAST10	450 +0 +0 +0 +77 +91 +99 +56
KUDOS™ 	Black Mesh Back Black Fabric Upholstered Seat Pneumatic Height Adjustment Synchro Tilt with Lock Manual Tilt Tension Adjustment Adjustable Lumbar Support	Standard Adjustable Arms Black Base Dual Casters Hard Surface Casters Grade 1 Fabric Grade 2 Fabric COM Option	5800 AT01 BSHB01 CAST01 CAST10	496 +0 +91 +0 +77 +91 +99 +56
FRIDAY™ 	Black Mesh Back Black Fabric Upholstered Seat Seat Slider Pneumatic Height Adjustment Synchro Tilt with Lock Manual Tilt Tension Adjustment Adjustable Lumbar Support	Standard Adjustable Arms Black Base Dual Casters Hard Surface Casters Grade 1 Fabric Grade 2 Fabric COM Option	8000 AT12 BSHA04 CAST05 CAST10	525 +0 +0 +0 +77 +91 +99 +56
LUCKY™ 	Black Mesh Back Black Fabric Upholstered Seat Seat Slider 4D Arms Pneumatic Height Adjustment Synchro Tilt with Lock Manual Tilt Tension Adjustment Adjustable Lumbar Support	Standard Adjustable Arms Black Base Dual Casters Hard Surface Casters Grade 1 Fabric Grade 2 Fabric COM Option Back Color Mesh Upgrade	6700 AT03 BSHB01 CAST03 CAST03 CAST10	599 +0 +0 +0 +77 +91 +99 +56 +70






Task & Conference Seating

MODEL	STANDARD FEATURES	OPTIONS & DIMENSIONS	PART #	PRICE
ARGOS™ 	Black Mesh Back Black Fabric Upholstered Seat Pneumatic Height Adjustment Synchro Tilt with Lock Manual Tilt Tension Adjustment	Standard Task Arms Conference Arms Seat Slide Mechanism Black Base Aluminum Base Dual Casters Hard Surface Casters Grade 1 Fabric Grade 2 Fabric COM Option CAL 133 Upgrade	5500 AT04 AC02 STSL01 BSHB01 BSHA01 CAST04 CAST10	635 +0 +0 +84 +0 +110 +0 +77 +91 +99 +56 +130
ARGOS™ STOOL 	Black Mesh Back Jet Faux Leather Upholstered Seat Pneumatic Height Adjustment	Standard Task Arms Black Base Aluminum Base Dual Casters Hard Surface Casters	5505 AT04 BSHB01 BSHA01 CAST04 CAST10	544 +0 +0 +110 +0 +77
NET™ 	Black Mesh Back Black Mesh Seat Seat Slider Pneumatic Height Adjustment Synchro Tilt with Lock Manual Tilt Tension Adjustment Fixed Lumbar Support	Standard 3-Way Adjustable Arms Headrest Black Base Dual Casters Hard Surface Casters	5600-B-SS AT06 HR02 BSHB03 CAST06 CAST10	727 +0 +116 +0 +0 +77
BRAVO 	Black Mesh Back Black Fabric Upholstered Seat Seat Slider Pneumatic Height Adjustment Synchro Tilt with Multi-Position Lock Auto Tilt Tension Adjustment Fixed Lumbar Support Dual Casters	Standard Task Arms Black Base Aluminum Base Dual Casters Hard Surface Casters Grade 1 Fabric Grade 2 Fabric COM Option CAL 133 Upgrade	5000 AT07 BSHB01 BSHA01 CAST04 CAST10	728 +0 +0 +110 +0 +77 +91 +99 +56 +130



Task & Conference Seating

MODEL	STANDARD FEATURES	OPTIONS & DIMENSIONS	PART #	PRICE
CEPTOR™ 	Black Mesh Back	Standard	8100	763
	Black Fabric Upholstered Seat	Adjustable Arms	AT12	+0
	Pneumatic Height Adjustment	Grey Base	BSHA05	+0
	Synchro Tilt with Lock	Dual Casters	CAST05	+0
	Manual Tilt Tension Adjustment	Hard Surface Casters	CAST10	+77
	Adjustable Lumbar Support	Grade 1 Fabric		+91
		Grade 2 Fabric		+99
	COM Option		+56	
MAXIM™ 	Leather Seat & Back	Standard	7160	982
	Specify Frost or Jet Upholstery	Adjustable Arms	AT09	+0
	Pneumatic Height Adjustment	Conference Arms	AC01	+101
	Synchro Tilt with Lock	Black Base	BSHB01	+0
	Manual Tilt Tension Adjustment	Polished Aluminum Base	BSHA01	+110
		Dual Casters	CAST11	+0
		Hard Surface Casters	CAST10	+77
MAXIM™ LT 	Faux Leather Seat	Standard	7260	685
	Specify Frost or Jet Upholstery	Pleated Back	BKRE03	+0
	Pneumatic Height Adjustment	Padded Back	BKRE02	-27
	Synchro Tilt with Lock	Mesh Back	BKRE01	-58
	Manual Tilt Tension Adjustment	Adjustable Arms	AT09	+0
		Conference Arms	AC01	+0
		Black Base	BSHB01	+0
		Polished Aluminum Base	BSHA01	+110
		Dual Casters	CAST11	+0
		Hard Surface Casters	CAST10	+77
AMARI™ 	Black Fabric Padded Seat and Back	Standard	3160	851
	White Poly Shell with Grey Accents	Headrest	HR01	+70
	Pneumatic Height Adjustment	Aluminum Base	BSHA03	+0
	Knee Tilt	Dual Casters	CAST02	+0
	Manual Tilt Tension Adjustment	Hard Surface Casters	CAST10	+77
		Grade 1 Fabric		+0
		Grade 2 Fabric		+33
		COM Option		+56
MOJO™ 	Faux Leather Pleated Seat & Back	Standard	7130	604
	Specify Frost or Jet Upholstery	Black Fixed Arms	AC03	+0
	Pneumatic Height Adjustment	Chrome Armrests	AC04	+33
	Knee Tilt with Lock	Black Base	BSLB02	+0
	Manual Tilt Tension Adjustment	Polished Aluminum Base	BSLA01	+70
		Dual Casters	CAST02	+0
		Hard Surface Casters	CAST10	+77

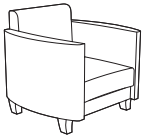


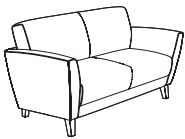

Multi-purpose Seating

MODEL	STANDARD FEATURES	OPTIONS & DIMENSIONS	PART #	PRICE
ZIGGY™ 	Black Mesh Reclining Back Black Fabric Upholstered Seat Flip-Up Seat Silver Frame Dual Casters	Standard Detachable Swing-Away Tablet Grade 1 Fabric Grade 2 Fabric COM Option CAL 133 Upgrade	6400	533 +88 +91 +99 +56 +114
FILA 	Poly Grey Seat & Poly White Back White Frame	Standard Grade 1 Fabric Grade 2 Fabric COM Fabric Storage Cart	9200	298 +91 +99 +56 +422
SPEEDY™ 	Black Mesh Back Black Fabric Upholstered Seat Black Frame Fixed or Dual Casters (Both Included)	Standard Grade 1 Fabric Grade 2 Fabric COM Option	6300	318 +91 +99 +56
OCTIV™ 	Black Poly Back Black Fabric Upholstered Seat Silver Frame	Standard Grade 1 Fabric Grade 2 Fabric COM Option Stool Height Base CAL 133 Upgrade	2800 2850	415 +91 +99 +56 +46 +114
MATCH™ 	Black Mesh Back Black Fabric Upholstered Seat Black Frame	Standard Grade 1 Fabric Grade 2 Fabric COM Option Dual Casters CAL 133 Upgrade	9100 MOBILE	193 +91 +99 +56 +0 +120

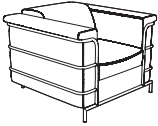

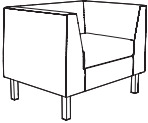
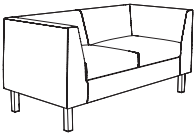
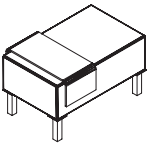
Multi-purpose Seating

MODEL	STANDARD FEATURES	OPTIONS & DIMENSIONS	PART #	PRICE
STRATA™ 	Wood Back Black Fabric Upholstered Seat Luna or Mocha Cherry Wood Frame	Standard Grade 1 Fabric Grade 2 Fabric COM Option CAL 133 Upgrade	1931	614 +91 +99 +56 +114
KONNEKT™ 	Black Poly Seat with Black Frame White Poly Seat with Silver Frame	Standard Dolly Cart (stacks 20) Stool Height Base (Available in Black Only)	9400 9450	160 +214 +81

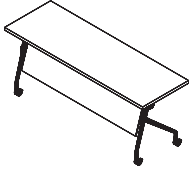


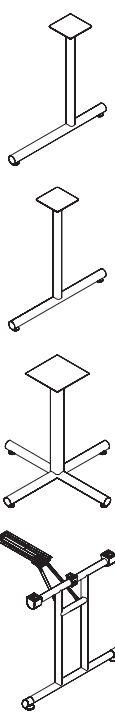

Lounge Seating

MODEL	STANDARD FEATURES	OPTIONS & DIMENSIONS	PART #	PRICE
SHADOW™ Chair 	Black Faux Leather	32 W x 29 D x 29 H	11730	1403
SHADOW™ Loveseat 	Black Faux Leather	53 W x 29 D x 29 H	21730	1803
LEVENGO™ Chair 	Frost or Jet Leather (CAL 133 available on Jet chair only)	32 W x 35 D x 34 H Cal 133 Upgrade	11750	2019 +147
LEVENGO™ Loveseat 	Frost or Jet Leather	56 W x 35 D x 34 H	21750	2636
LEVENGO™ Sofa 	Frost or Jet Leather	78 W x 35 D x 34 H	31750	3540

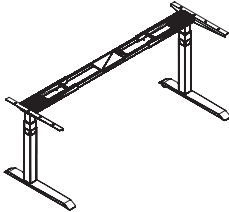
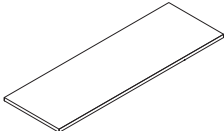

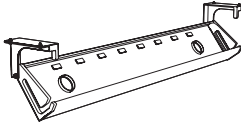
Lounge Seating

MODEL	STANDARD FEATURES	OPTIONS & DIMENSIONS	PART #	PRICE
<p>ZIA™ Chair</p> 	<p>Jet or Frost Leather Chrome Frame</p>	<p>37 W x 35 D x 32 H</p>	<p>11770</p>	<p>2025</p>
<p>ZIA™ Loveseat</p> 	<p>Jet or Frost Leather Chrome Frame</p>	<p>60 W x 35 D x 32 H</p>	<p>21770</p>	<p>2869</p>
<p>ZOEY™ Chair</p> 	<p>Dove Grey Faux Leather</p>	<p>32 W x 27 D x 28 H</p>	<p>11800</p>	<p>1129</p>
<p>ZOEY™ Loveseat</p> 	<p>Dove Grey Faux Leather</p>	<p>52 W x 27 D x 28 H</p>	<p>21800</p>	<p>2019</p>
<p>ZOEY™ Ottoman</p> 	<p>Dove Grey Faux Leather</p>	<p>30 W x 19 D x 16 H</p>	<p>11801</p>	<p>673</p>

Training Tables

MODEL	STANDARD FEATURES	OPTIONS & DIMENSIONS	PART #	PRICE
GURU™ Base 	Base Only One-button Flip Mechanism Integral Modesty Panel Locking Casters	60 W x 24 D x 29 H	LGGU60	907
		72 W x 24 D x 29 H	LGGU72	982
		Ganging Brackets (pair)	GNGBRK	+13
MOBIUS™ Base 	Base Only Simple Flip & Nest Mechanism Silver Powder Coat Paint Locking Casters	48 W x 24 D x 29 H	LGMO48	474
		60 W x 24 D x 29 H	LGMO60	498
		72 W x 24 D x 29 H	LGMO72	529
		Ganging Brackets (pair)	GNGBRK	+13
NIFTY™ Base 	Base Only Simple Flip & Nest Mechanism Bookshelf Silver Powder Coat Paint Locking Casters	48 W x 24 D x 29 H	LGNF48	229
		60 W x 24 D x 29 H	LGNF60	257
		72 W x 24 D x 29 H	LGNF72	286
		Ganging Brackets (pair)	GNGBRK	+13
GEO™ Base 	Base Only Durable Powder Coat Finish Silver or Black Thick Wall Tubing & Mounting Plate C-Legs / T-Legs / X Bases / Folding	C-Legs (Standard Table Height for 24" & 30" tops)		
		24"	LGGEC24	86
		24" with Casters	LGGEC24M	92
		30"	LGGEC30	95
		30" with Casters	LGGEC30M	101
		T-Legs (Standard Table Height for 24" & 30" tops)		
		24"	LGGET24	118
		24" with Casters	LGGET24M	125
		30"	LGGET30	125
		30" with Casters	LGGET30M	132
		X-Bases (for round top)		
		36 W x 30 H	LGSEX3630	250
		42 W x 30 H	LGSEX4230	279
42 W x 42 H	LGSEX4242	290		
Folding Legs (pair)				
26 W x 30 H	LGGEFLD	315		
Ganging Brackets (pair)	GNGBRK	+13		
PIVIT Open Frame Legs 		24"	LGPIOF24	219
		30"	LGPIOF30	252
		36"	LGPIOF36	286

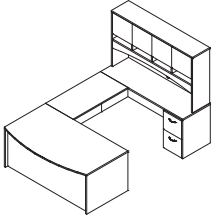
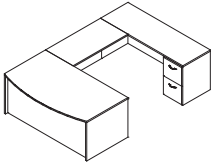
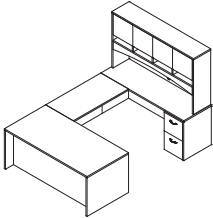
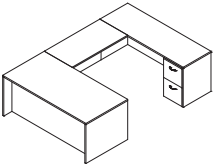
Height Adjustable Tables

MODEL	STANDARD FEATURES	OPTIONS & DIMENSIONS	PART #	PRICE
HI-LO™ Base 	Base Only	2 T Leg	HL-T2	1350
	Telescoping Frame Accommodates Surfaces from 48" - 72"	2 C Leg	HL-C2	1350
WORK SURFACE For Training & Height Adjustable Table Bases 	Work Surface Only	48 W x 24 D	WS-4824	183
	Matching Edgeband Color (call for custom options)	60 W x 24 D	WS-6024	229
	White/Light Grey Laminate with White Edgeband	72 W x 24 D	WS-7224	276
	Grey Ash, Café, and American Cherry Laminates have Matching Edgebands	48 W x 30 D	WS-4830	230
		60 W x 30 D	WS-6030	284
		72 W x 30 D	WS-7230	345
		42" Round	WS-42R	290
VERTEBRAE Cable Management 	4 Channels for Easy Cable Management Perfect for Height Adjustable Solutions	Silver Vertebrae White Vertebrae	VERTEBRASL50 VERTEBRABW50	71 71
TROUGH Cable Management 	Flip Down Trough for Wire Management Pre-Cut Grommets	Silver Trough White Trough	CABLETROUGHSL CABLETROUGHBW	98 98

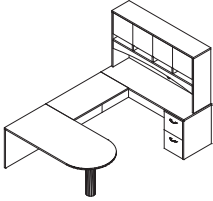
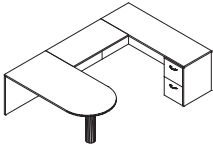
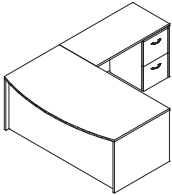
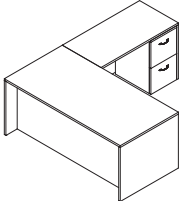
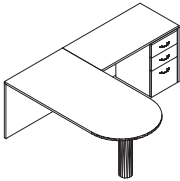
Reception Tables

MODEL	STANDARD FEATURES	OPTIONS & DIMENSIONS	PART #	PRICE
INSIGNIA Coffee Table 	Clearshield UV Finish North American Cherry Veneer Luna Cherry or Mocha Cherry Finish	24 W x 48 D x 16 H	I-CST-4824	643
INSIGNIA Side Table 	Clearshield UV Finish North American Cherry Veneer Luna Cherry or Mocha Cherry Finish	24 W x 24 D x 20 H	I-CST-2424	449
ZIA Corner Table 	Glass Top Chrome Legs	24 W x 24 D x 20 H	ZIA2424	436
ZIA Coffee Table 	Glass Top Chrome Legs	48 W x 24 D x 18 H	ZIA4824	586
EMPIRE Round Side Table 	Frosted Glass Top Lower Shelf Clearshield UV Finish North American Cherry Veneer Luna Cherry or Mocha Cherry Finish	21" Round x 20 H	ECST21	563
EMPIRE Oval Coffee Table 	Frosted Glass Top Lower Shelf Clearshield UV Finish North American Cherry Veneer Luna Cherry or Mocha Cherry Finish	42 W x 25 D x 16 H	ECST420	864

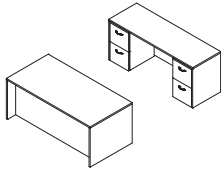
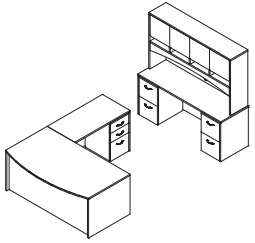
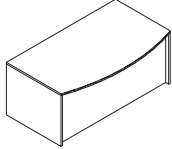
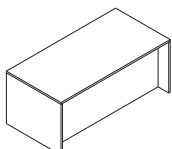
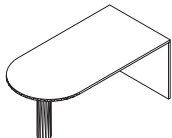
Desking – Insignia

MODEL	STANDARD FEATURES	OPTIONS & DIMENSIONS	PART #	PRICE
INSIGNIA Bow Front Desk Set with Hutch 	72" Bow Front Desk 72" Credenza 48" Bridge 72" Hutch with doors BBF Pedestal FF Pedestal P8 Handle Pull Clearshield UV Finish North American Cherry Veneer Luna Cherry or Mocha Cherry Finish	Desk Set	I-CU-72114-BF-H	6118
		Desk Set with 42" Bridge	I-CU-72108-BF-H	-51
INSIGNIA Bow Front Desk Set 	72" Bow Front Desk 72" Credenza 48" Bridge BBF Pedestal FF Pedestal P8 Handle Pull Clearshield UV Finish North American Cherry Veneer Luna Cherry or Mocha Cherry Finish	Desk Set	I-CU-72114-BF	4615
		Desk Set with 42" Bridge	I-CU-72108-BF	-51
INSIGNIA Straight Front Desk Set with Hutch 	72" Straight Front Desk 72" Credenza 48" Bridge 72" Hutch with doors BBF Pedestal FF Pedestal P8 Handle Pull Clearshield UV Finish North American Cherry Veneer Luna Cherry or Mocha Cherry Finish	Desk Set	I-CU-72108-CD-H	6043
		Desk Set with 42" Bridge	I-CU-72102-CD-H	-51
INSIGNIA Straight Front Desk Set 	72" Straight Front Desk 72" Credenza 48" Bridge BBF Pedestal FF Pedestal P8 Handle Pull Clearshield UV Finish North American Cherry Veneer Luna Cherry or Mocha Cherry Finish	Desk Set	I-CU-72108-CD	4541
		Desk Set with 42" Bridge	I-CU-72102-CD	-51

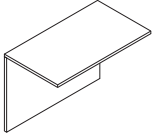
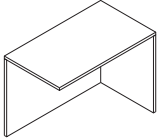
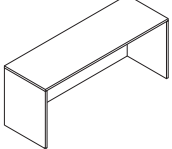
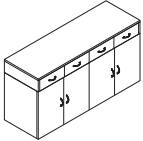
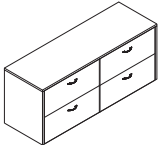
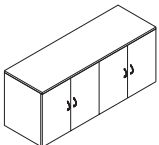
Desking – Insignia

MODEL	STANDARD FEATURES	OPTIONS & DIMENSIONS	PART #	PRICE
INSIGNIA D-Top Desk Set with Hutch 	72" D-Top Desk 72" Credenza 48" Bridge 72" Hutch with doors FF Pedestal P8 Handle Pull Clearshield UV Finish North American Cherry Veneer Luna Cherry or Mocha Cherry Finish	Desk Set	I-CU-72108-CDB-H	4961
		Desk Set with 42" Bridge	I-CU-72102-CDB-H	-51
INSIGNIA D-Top Front Desk Set 	72" D-Top Desk 72" Credenza 48" Bridge FF Pedestal P8 Handle Pull Clearshield UV Finish North American Cherry Veneer Luna Cherry or Mocha Cherry Finish	Desk Set	I-CU-72108-CDB	3459
		Desk Set with 42" Bridge	I-CU-72102-CDB	-51
INSIGNIA Bow Front L-Shape Desk Set 	72" Bow Front Desk 48" Return BBF Pedestal FF Pedestal P8 Handle Pull Clearshield UV Finish North American Cherry Veneer Luna Cherry or Mocha Cherry Finish	Desk Set	I-CL-7290-BF-RTN	3832
		Desk Set with 42" Return Key Kit for 5 Locks	I-CL-7284-BF-RTN ILK5PK	-27 +104
INSIGNIA Straight Front L-Shape Desk Set 	72" Straight Front Desk 48" Return BBF Pedestal FF Pedestal Clearshield UV Finish North American Cherry Veneer Luna Cherry or Mocha Cherry Finish	Desk Set	I-CL-7284-CD-RTN	3759
		Desk Set with 42" Return	I-CL-7278-CD-RTN	-27
INSIGNIA D-Top L-Shape Desk Set 	72" D-Top Desk 48" Return BBF Pedestal P8 Handle Pull Clearshield UV Finish North American Cherry Veneer Luna Cherry or Mocha Cherry Finish	Desk Set	I-CL-7284-CDB-RTN	2691
		Desk Set with 42" Return	I-CL-7278-CDB-RTN	-27

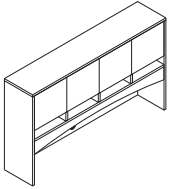
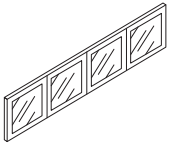
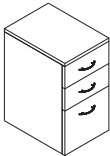
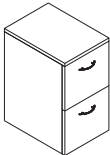
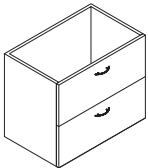
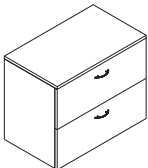
Desking – Insignia

MODEL	STANDARD FEATURES	OPTIONS & DIMENSIONS	PART #	PRICE
INSIGNIA Double Pedestal Desk Set with Credenza 	72" Straight Front Desk 72" Credenza FF Pedestal FF Pedestal P8 Handle Pull Clearshield UV Finish North American Cherry Veneer Luna Cherry or Mocha Cherry Finish	Desk Set	I-CDP-72114	5731
		With Hutch	I-CDP-72114-H	+1502
INSIGNIA Bow Front L-Shape Desk Set with Credenza & Hutch 	72" Bow Front Desk 72" Credenza 48" Return BBF Pedestal FF Pedestal FF Pedestal FF Pedestal P8 Handle Pull Clearshield UV Finish North American Cherry Veneer Luna Cherry or Mocha Cherry Finish	Desk Set	I-CL-7290-CD-CH	7759
		Desk Set with 42" Return	I-CL-7284-CD-CH	-27
INSIGNIA Bow Front Desk 	Clearshield UV Finish North American Cherry Veneer Luna Cherry or Mocha Cherry Finish	72 W x 42 D x 29 H	I-CDBF-7242	1543
INSIGNIA Straight Front Desk 	Clearshield UV Finish North American Cherry Veneer Luna Cherry or Mocha Cherry Finish	72 W x 36 D x 29 H	I-CD-7236	1470
		66 W x 30 D x 29 H	I-CD-6630	1240
INSIGNIA D-Top Desk with Modesty 	Clearshield UV Finish North American Cherry Veneer Luna Cherry or Mocha Cherry Finish	72 W x 36 D x 29 H	I-CDB-7236	1186
		66 W x 30 D x 29 H	I-CDB-6630	1063

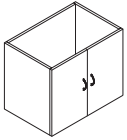
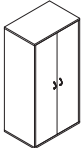
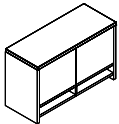
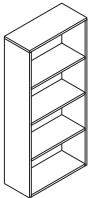
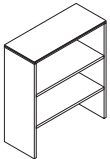
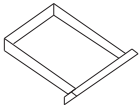
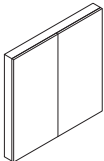
Desking – Insignia

MODEL	STANDARD FEATURES	OPTIONS & DIMENSIONS	PART #	PRICE
INSIGNIA Bridge 	Clearshield UV Finish North American Cherry Veneer Luna Cherry or Mocha Cherry Finish	48 W x 24 D x 29 H	I-CB-48	511
		42 W x 24 D x 29 H	I-CB-42	460
INSIGNIA Universal Return 	Clearshield UV Finish North American Cherry Veneer Luna Cherry or Mocha Cherry Finish	48 W x 24 D x 29 H	I-CRU-4824	589
		42 W x 24 D x 29 H	I-CRU-4224	562
INSIGNIA Credenza Shell 	Clearshield UV Finish North American Cherry Veneer Luna Cherry or Mocha Cherry Finish	72 W x 24 D x 29 H	I-CC-7224	981
		66 W x 24 D x 29 H	I-CC-6624	879
INSIGNIA Buffet Credenza 	P8 Handle Pull Clearshield UV Finish North American Cherry Veneer Luna Cherry or Mocha Cherry Finish	72 W x 24 D x 36 H	I-CCB-722436	2086
		35 W x 28 D x 36 H	I-CSC-3528-TS	1155 (x2)
INSIGNIA Storage Credenza 1 	P8 Handle Pull Clearshield UV Finish North American Cherry Veneer Luna Cherry or Mocha Cherry Finish	72 W x 36 D x 29 H	I-CC-7224	981
		35 W x 28 D x 29 H	I-CLF-2-35-TS	1491 (x2)
INSIGNIA Storage Credenza 2 	P8 Handle Pull Clearshield UV Finish North American Cherry Veneer Luna Cherry or Mocha Cherry Finish	72 W x 24 D x 29 H	I-CC-7224	981
		35 W x 28 D x 29 H	I-CSC-3528-TS	1155 (x2)

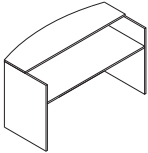
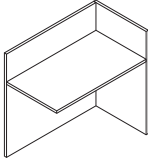
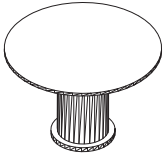

Desking – Insignia

MODEL	STANDARD FEATURES	OPTIONS & DIMENSIONS	PART #	PRICE
INSIGNIA Hutch with Doors 	Clearshield UV Finish North American Cherry Veneer Luna Cherry or Mocha Cherry Finish	71 W x 15 D x 41 H	I-CH-7142	1502
		65 W x 15 D x 41 H	I-CH-6542	1446
INSIGNIA Glass Door Kits 	Wood or Aluminum Frame Frosted Glass North American Cherry Veneer Luna Cherry or Mocha Cherry Finish	71" W (wood frame)	I-CH-71-GD-WI	504
		65" W (wood frame)	I-CH-65-GD-WI	475
INSIGNIA BBF Pedestal 	Box / Box / File Pedestal P8 Handle Pull Clearshield UV Finish North American Cherry Veneer Luna Cherry or Mocha Cherry Finish	16 W x 22 D x 28 H	I-CP-BBF	798
		Mobile Pedestal	I-CP-BBF-M	+158
INSIGNIA FF Pedestal 	File / File Pedestal P8 Handle Pull Clearshield UV Finish North American Cherry Veneer Luna Cherry or Mocha Cherry Finish	16 W x 22 D x 28 H	I-CP-FF	782
		Mobile Pedestal	I-CP-FF-M	+158
INSIGNIA Lateral File - No Top 	P8 Handle Pull Clearshield UV Finish North American Cherry Veneer Luna Cherry or Mocha Cherry Finish	34 W x 22 D x 28 H	I-CLF-2-35-TS	1491
INSIGNIA Lateral File 	P8 Handle Pull Clearshield UV Finish North American Cherry Veneer Luna Cherry or Mocha Cherry Finish	36 W x 24 D x 29 H	I-CLF-2-36	1579

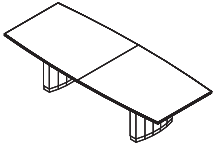
Desking – Insignia

MODEL	STANDARD FEATURES	OPTIONS & DIMENSIONS	PART #	PRICE
INSIGNIA Storage Cabinet 	P8 Handle Pull Clearshield UV Finish North American Cherry Veneer Luna Cherry or Mocha Cherry Finish	35 W x 21 D x 28 H	I-CSC-3528-TS	1155
INSIGNIA Wardrobe Cabinet 	Left Side: Coat Rack w/Lower Shelf Right Side: 3 Shelves P8 Handle Pull Clearshield UV Finish North American Cherry Veneer Luna Cherry or Mocha Cherry Finish	48 W x 24 D x 72 H	I-CWC-3671	2599
INSIGNIA Overhead Storage 	Storage Slots Matches Hutch Clearshield UV Finish North American Cherry Veneer Luna Cherry or Mocha Cherry Finish	37 W x 14 D x 24 H	I-COH-37	830
INSIGNIA Bookcases 	Clearshield UV Finish North American Cherry Veneer Luna Cherry or Mocha Cherry Finish	32 W x 14 D x 71 H 32 W x 14 D x 44 H	I-CBC-3271 I-CBC-3244	1343 1060
INSIGNIA Hutch Bookcase 	Clearshield UV Finish North American Cherry Veneer Luna Cherry or Mocha Cherry Finish	36 W x 15 D x 41 H Hutch Bookcase Door Kit (wood) Door Kit (glass)	I-CH-3642 I-CH-3642-WD I-CH-3642-GD	1099 +499 +475
INSIGNIA Pencil Drawer 	Clearshield UV Finish North American Cherry Veneer Luna Cherry or Mocha Cherry Finish	Standard	I-CPD-21	121
INSIGNIA Presentation Board 	Clearshield UV Finish North American Cherry Veneer Luna Cherry or Mocha Cherry Finish	48 W x 3 D x 48 H	I-CPB-4848	1435

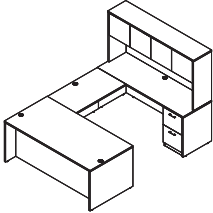
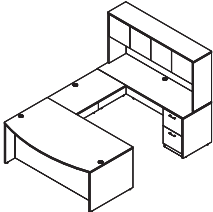
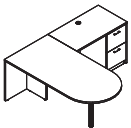
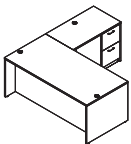
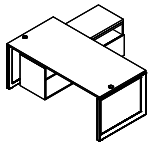
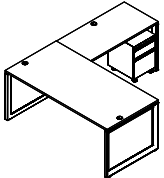
Desking – Insignia

MODEL	STANDARD FEATURES	OPTIONS & DIMENSIONS	PART #	PRICE
INSIGNIA Reception Desk Shell 	Clearshield UV Finish North American Cherry Veneer Luna Cherry or Mocha Cherry Finish Create a U-Shape with (2) 42" Returns	72 W x 36 D x 42 H	I-CDR-7236	2599
		96 W x 36 D x 42 H	I-CDR-9636	3842
INSIGNIA Reception Return 	Clearshield UV Finish North American Cherry Veneer Luna Cherry or Mocha Cherry Finish	42 W x 24 D x 42 H	I-CRR-4224	975
		ADA Compliant	I-CRR-ADA	+130
INSIGNIA Round Table with Drum Base 	Clearshield UV Finish North American Cherry Veneer Luna Cherry or Mocha Cherry Finish	42" Round x 29 H	I-CCT-42R-D	1327
		48" Round x 29 H	I-CCT-48R-D	1348
INSIGNIA R/T Table with Drum Base 	Clearshield UV Finish North American Cherry Veneer Luna Cherry or Mocha Cherry Finish	72 W x 36 D x 29 H	I-CCT-72-D	2500
		96 W x 44 D x 29 H	I-CCT-96-D	2890
		120 W x 44 D x 29 H	I-CCT-120-D*	3413
		144 W x 48 D x 29 H	I-CCT-144-D*	3996
		168 W x 48 D x 29 H	I-CCT-168-D*	4977


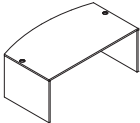
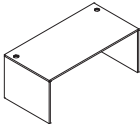
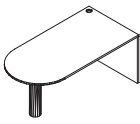
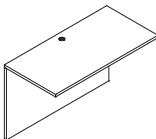
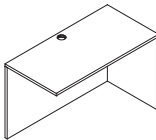
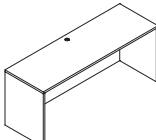
Desking – Enterprise

ENTERPRISE Conference Table 	Boat Shaped Power Ready Top Hollow Core with Access Door Grommet for Power Connections	96 W x 48 D x 29 H (2 bases)	E-CCT-96-B	3143
		120 W x 48 D x 29 H (2 bases)	E-CCT-120-B	3757
		144 W x 48 D x 29 H (3 bases)	E-CCT-144-B	4783
		168 W x 55 D x 29 H (3 bases)	E-CCT-168-B	5730
	North American Cherry Veneer Luna Cherry or Mocha Cherry Finish	Power Grommet (silver)	ECASP012	+574
		Power Grommet (black)	ECABK012	+574

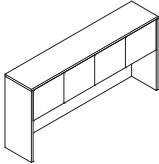

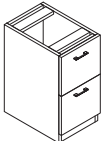

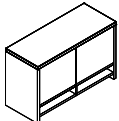
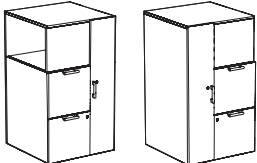
Desking – Pivit

MODEL	STANDARD FEATURES	OPTIONS & DIMENSIONS	PART #	PRICE
PIVIT U Shape Straight Front Desk Set 	72" Straight Front Desk 72" Credenza 42" Bridge 72" Hutch with doors BBF Pedestal FF Pedestal White, Grey Ash, Café or American Cherry Laminate	Desk Set	DESK SET 1	2309
PIVIT U Shape Bow Front Desk Set 	72" Bow Front Desk 72" Credenza 42" Bridge 72" Hutch with doors BBF Pedestal FF Pedestal White, Grey Ash, Café or American Cherry Laminate	Desk Set	DESK SET 2	2358
PIVIT L Shape Bullet Top Desk Set 	72" Bullet Top Desk 42" Return BBF Pedestal White, Grey Ash, Café or American Cherry Laminate	Desk Set	DESK SET 3	1100
PIVIT L Shape Straight Front Desk Set 	72" Straight Front Desk 42" Return BBF Pedestal FF Pedestal White, Grey Ash, Café or American Cherry Laminate	Desk Set	DESK SET 4	1497
PIVIT Straight Front Desk Set 	72" Straight Front Desk Low Credenza with Cushion (White Only) Open Frame Legs White, Grey Ash, Café or American Cherry Laminate	Desk Set	DESK SET 5	1848
PIVIT Straight Front Desk Set 	72" Straight Front Desk 48" Return Mobile Metal Box File Open Frame Legs White, Grey Ash, Café or American Cherry Laminate	Desk Set	DESK SET 6	1647

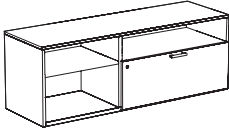


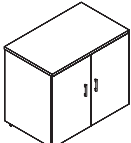
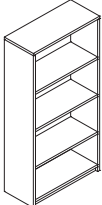
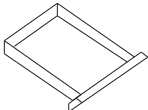
Desking – Pivit

MODEL	STANDARD FEATURES	OPTIONS & DIMENSIONS	PART #	PRICE
PIVIT Open Frame Legs 		24"	LGPIOF24	219
		30"	LGPIOF30	252
		36"	LGPIOF36	286
		60"	LGPIOF60	488
PIVIT Bow Front Desk 	White, Grey Ash, Café or American Cherry Laminate	72 W x 42 D x 29 H (base) 72 W x 42 D (top)	P-LDBF-7242-BASE P-LDBF-7242-TOP	220 277
PIVIT Straight Front Desk 	White, Grey Ash, Café or American Cherry Laminate	72 W x 36 D x 29 H (base) 72 W x 36 D (top) 66 W x 30 D x 29 H (base) 66 W x 30 D (top) 60 W x 30 D x 29 H (base) 60 W x 30 D (top) 48 W x 30 D x 29 H (base) 48 W x 30 D (top)	P-LD-7236-BASE P-LD-7236-TOP P-LD-6630-BASE P-LD-6630-TOP P-LD-6030-BASE P-LD-6030-TOP P-LD-4830-BASE P-LD-4830-TOP	210 238 185 198 174 194 171 163
PIVIT Bullet Top Desk 	White, Grey Ash, Café or American Cherry Laminate	72 W x 36 D x 29 H (base) 72 W x 36 D (top) 66 W x 30 D x 29 H (base) 66 W x 30 D (top)	P-LDB-7236-BASE P-LDB-7236-TOP P-LDB-6630-BASE P-LDB-6630-TOP	211 237 184 195
PIVIT Bridge 	White, Grey Ash, Café or American Cherry Laminate	48 W x 24 D x 29 H (base) 48 W x 24 D (top) 42 W x 24 D x 29 H (base) 42 W x 24 D (top)	P-LB-48-BASE P-LB-48-TOP P-LB-42-BASE P-LB-42-TOP	118 120 111 113
PIVIT Universal Return 	White, Grey Ash, Café or American Cherry Laminate	48 W x 24 D x 29 H (base) 48 W x 24 D (top) 42 W x 24 D x 29 H (base) 42 W x 24 D (top)	P-LRU-4824-BASE P-LRU-4824-TOP P-LRU-4224-BASE P-LRU-4224-TOP	160 110 140 105
PIVIT Credenza Shell 	White, Grey Ash, Café or American Cherry Laminate	72 W x 24 D x 29 H (base) 72 W x 24 D (top) 66 W x 24 D x 29 H (base) 66 W x 24 D (top)	P-LC-7224-BASE P-LC-7224-TOP P-LC-6624-BASE P-LC-6624-TOP	180 175 175 165

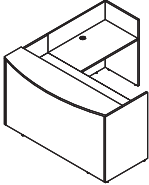

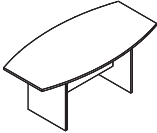
Desking – Pivit

MODEL	STANDARD FEATURES	OPTIONS & DIMENSIONS	PART #	PRICE
PIVIT Hutch with Doors 	White, Grey Ash, Café or American Cherry Laminate	72 W x 15 D x 41 H	P-LH-7236	478
		66 W x 15 D x 41 H	P-LH-6636	468
PIVIT BBF Pedestal 	Box / Box / File Pedestal White, Grey Ash, Café or American Cherry Laminate	16 W x 22 D x 28 H	P-LP-BBF	407
PIVIT FF Pedestal 	File / File Pedestal White, Grey Ash, Café or American Cherry Laminate	16 W x 22 D x 28 H	P-LP-FF	397
PIVIT BF Mobile Pedestal 	Box / File Pedestal Silver Metal	15 W x 18 D x 23 H	P-MP-BFM	508
		Cushion	ZPEDCUSH	104
			Grade 2 Fabric	+40
			COM Fabric	+56
PIVIT Overhead Storage 	Storage Slots Matches Hutch White, Grey Ash, Café or American Cherry Laminate	37 W x 14 D x 24 H	P-LOH-36	448
PIVIT Storage Towers 	File/File, Wardrobe Storage and Bookshelf White Laminate Left or Right Handed	24 W x 24 D x 42 H (right handed)	ZSTORTWRR	1212
		24 W x 24 D x 42 H (left handed)	ZSTORTWRL	1212

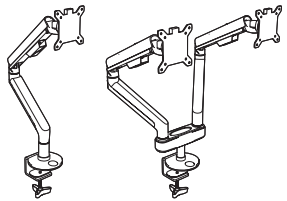

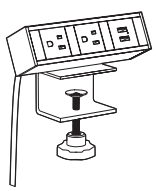

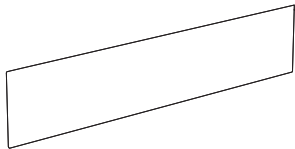
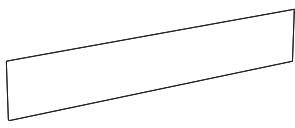
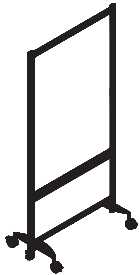
Desking – Pivit

MODEL	STANDARD FEATURES	OPTIONS & DIMENSIONS	PART #	PRICE
PIVIT Low Credenza 	Reversible Assembly for Left and Right Hand Storage Basic White	60 W x 20 D	ZLOWCRD6020	905
		Cushion	ZLOWCRDCUSH Grade 2 Fabric	133 +40
PIVIT Lateral File - No Top 	White, Grey Ash, Café or American Cherry Laminate	34 W x 22 D x 28 H	P-LLF-2-35-TS	640
PIVIT Lateral File 	White, Grey Ash, Café or American Cherry Laminate	36 W x 24 D x 29 H	P-LLF-2-36	720
PIVIT Storage Cabinets 	White, Grey Ash, Café or American Cherry Laminate	36 W x 24 D x 29 H	P-LSC-3629	406
		36 W x 24 D x 36 H	P-LSC-3636	500
		36 W x 24 D x 66 H	P-LSC-3666	729
PIVIT Book Cases 	White, Grey Ash, Café or American Cherry Laminate	32 W x 14 D x 66 H	P-LBC-3266	446
		32 W x 14 D x 48 H	P-LBC-3248	343
PIVIT Pencil Drawer 	White, Grey Ash, Café or American Cherry Laminate	Standard	P-LPD-21	116

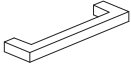







Desking – Pivit

MODEL	STANDARD FEATURES	OPTIONS & DIMENSIONS	PART #	PRICE
PIVIT Reception Desk Shell 	White, Grey Ash, Café or American Cherry Laminate	72 W x 24 D x 42 H (base)	P-LDR-7236-BASE	370
		72 W x 24 D x 42 H (top)	P-LDR-7236-TOP	338
		Universal Return 42 W x 24 D x 42 H (base) 42 W x 24 D x 42 H (top)	P-LRR-4224-BASE P-LRR-4224-TOP	325 125
PIVIT Round Table with Panel Base 	White, Grey Ash, Café or American Cherry Laminate	42" Round x 29 H	P-LCT-42R	390
PIVIT Conference Table with Panel Base 	White, Grey Ash, Café or American Cherry Laminate	72 W x 36 D x 29 H 96 W x 36 D x 29 H 120 W x 36 DW x 29 H	P-LCT-72 P-LCT-96 P-LCT-120	575 772 1068

Accessories

MODEL	STANDARD FEATURES	OPTIONS & DIMENSIONS	PART #	PRICE
MONITOR ARMS 	360° Rotation Supports up to 18 lbs. each VESA Quick Release Mount Wire Management Slots Silver Finish Includes both Grommet & Clamp Mount	Single Arm Dual Arm	MA20ISINGLE MA20IDUAL	347 641
HAT CHANNEL 	52" Long Use on Surfaces 60" and Above Black Metal	Standard	HATCHANNEL52	104
CLAMP-ON POWER 	2 USB ports 2 Standard Outlets White with Black Cord	Standard	CLAMPONPOWERBW	292
SLIDE-ON SCREEN 	Lightweight and Durable Fits Standard Work Surfaces Grade 1 or Grade 2 Fabric Options	24 W x 12 H	ZIZ2SCRN	246
ACRYLIC MODESTY PANEL 	1/4" Frosted Acrylic Mounting Hooks	43" 55" 67"	PACRMOD48 PACRMOD60 PACRMOD72	237 473 555
MESH MODESTY PANEL 	Lightweight & Durable Convenient Storage Pouch Black or Grey Mesh	44" 56" 68"	MP44BLACK/SILVER MP56BLACK/SILVER MP68BLACK/SILVER	40 40 40
RELAY WHITEBOARD 	Ganging Clips Locking Casters Silver Metal	34.5 W x 72 H Marker Cup	CWB3572MOBILE WBPENCUP	2064 +15

Accessories

MODEL	STANDARD FEATURES	OPTIONS & DIMENSIONS	PART #	PRICE
DESKING PULL OPTIONS	Eight Pull Options Available for Insignia and Pivit Desking			
 P1				
 P2				
 P3				
 P4				
 P5				
 P6				
 P7				
 P8				

General Information

CONTACT INFORMATION

Compel Office Furniture, 7540 Roosevelt Road, Forest Park, IL 60130

To order literature, check order status and lead times, please email or phone: customercare@compeloffice.com | 773-253-4758

ORDERING PROCEDURES

To ensure prompt delivery, all purchase orders MUST INCLUDE:

- Purchase Order Number
- Billing Address
- "Ship To" Information to include contact name & phone number
- Special Shipping Instructions (requested ship or delivery dates, ship complete or split shipments, and tags if applicable)
- Correct model numbers
- Net Pricing including any applicable shipping charges

Compel Office Furniture does not accept orders verbally. All orders need to be emailed to: customercare@compeloffice.com

ORDER CONFIRMATION

All complete orders will be acknowledged via email with ship dates upon entry of a credit approved order into our system. The acknowledgement is the final agreement between Compel Office Furniture and the customer, replacing all previous communications regarding the order.

NOTE: Please review all acknowledgements carefully and advise Compel Office Furniture of any discrepancies immediately.

CHANGES AND CANCELLATIONS

Changes and/or cancellations to orders are permitted so long as Compel Office Furniture is notified 48 hours PRIOR to scheduled/requested ship date.

TERMS AND PRICING

- Prices are list prices for shipment within the continental United States.
- Prices are subject to change without prior notice.
- Product will be billed at prices prevailing at time of placing order.
- Distribution of this price list does not itself constitute an offer to sell.
- Orders can be received only from authorized Compel Office Furniture Dealers.

PRODUCT DESIGN

Compel Office Furniture reserves the right to make changes in design, specifications and construction as well as to discontinue products without prior notice. Dimensions referenced in this book are nominal.

SHIPPING/FREIGHT

Products are priced and will be delivered based on established freight policies determined by region. Compel Office Furniture reserves the right to select the most appropriate shipping terms.

DELIVERY HOURS

Freight pricing is based on standard delivery during regular business hours (typically 8am-3pm) Monday through Friday.

SPECIAL DELIVERY SERVICES

Any charges incurred from failure to receive a shipment, rerouting while in transit, or carrier storage charges are not included in prices shown and will be billed to the "sold to" account number on the order. Detention charges may be incurred for untimely off-loading of product.

Any order requiring Special Delivery Services will incur additional charges.

All such requirements MUST be noted on the purchase order. These are services that are not included in our freight program or require the usage of specialized carriers. Examples of such Special Delivery services include:

Call Before Delivery Appointment

Minimum \$50 charge

Lift Gate

Minimum \$100 charge

Inside Delivery

Minimum \$50 charge; please request quote at time of order placement

Non-Standard Delivery Time (before 7am or after 5pm)

Contact Customer Care for charges and availability

Weekend Delivery (Friday after 5pm until 7am Monday morning)

Contact Customer Care for charges and availability

Residential Delivery

Customer Care may assist you in determining special delivery requirements as well as any additional charges that may apply

Please contact Customer Care if you are unsure if your order requires one or more of the above services.

General Information

CARRIER SELECTION

Compel Office Furniture reserves the right to select the most appropriate mode of shipment. Compel Office Furniture relinquishes all responsibility for the goods shipped upon a concise receipt from the carrier. Customer bears the risk of loss or damage during shipment.

LOSS, DAMAGE OR DELAY

Compel Office Furniture shall not be liable for loss, damage, detention or delay resulting from causes beyond its reasonable control, including but not limited to, fire, strike, weather, wreck or delay in transportation. In the event of delay due to any such cause, the delivery date will be postponed by such length of time as may be reasonably necessary to compensate for the delay.

CLAIM PROCESS FOR PRODUCT DAMAGE/SHORTAGE/CARRIER DELAY

All Compel Office Furniture products are carefully inspected and properly cartoned prior to shipment. All shipments are delivered to the transportation company in good condition. If you receive a shipment that has damage, product shortage or delivery has been delayed by the transportation carrier, **the following steps MUST be taken:**

1. Before signing for product, **make notation** of all visible damage, shortages, and/or time of truck arrival on the freight bill (Bill of Lading).
2. Contact Compel Customer Care within 15 calendar days of receipt of product to report issue. We will advise whether a freight claim will need to be filed based on the mode of transportation. Claims must be filed by dealer on Redistribution/LTL carrier shipments. Claim will be disputed if product is moved from original consignee location.
3. If claim must be filed, carrier must be contacted within 15 calendar days of receipt of product. Retain all shipping cartons for inspection by carrier agent.

NOTE: For Concealed Damage claims, please follow steps 2 and 3

CLAIM PROCESS FOR WARRANTY ISSUES

If a warranty issue is discovered, contact Customer Care immediately. To file the warranty claim, the following information is required:

- Item Code/P.O. number is mandatory; this can be found on the tag underneath the seat
- Dealer Purchase Order number or Compel Sales Order/Acknowledgement number
- Detailed description of issue with photos to support claim

Customer Care must preapprove all resolutions such as replacement units, service parts, labor and repair charges. We reserve the right to resolve the issue in the most cost effective manner. All approved resolutions will be assigned an authorization number with must be included on all replacement orders or invoices for reimbursement. Any unauthorized charges will not be the responsibility of Compel Office Furniture.

FINISH WARRANTY

Minor variations in finish color may occur due to the unique texture and grain of wood. These issues are not warranty defects and will not be the responsibility of Compel Office Furniture.

PRODUCT RETURNS

We discourage product returns due to the likelihood of damage during the return transportation. In the event a product return is necessary, we will make every attempt to help keep the product in the field. Please contact Customer Care for assistance.

If attempts to keep the product in the field are unsuccessful, Compel Office Furniture will allow returns on stocking items only with the following stipulations:

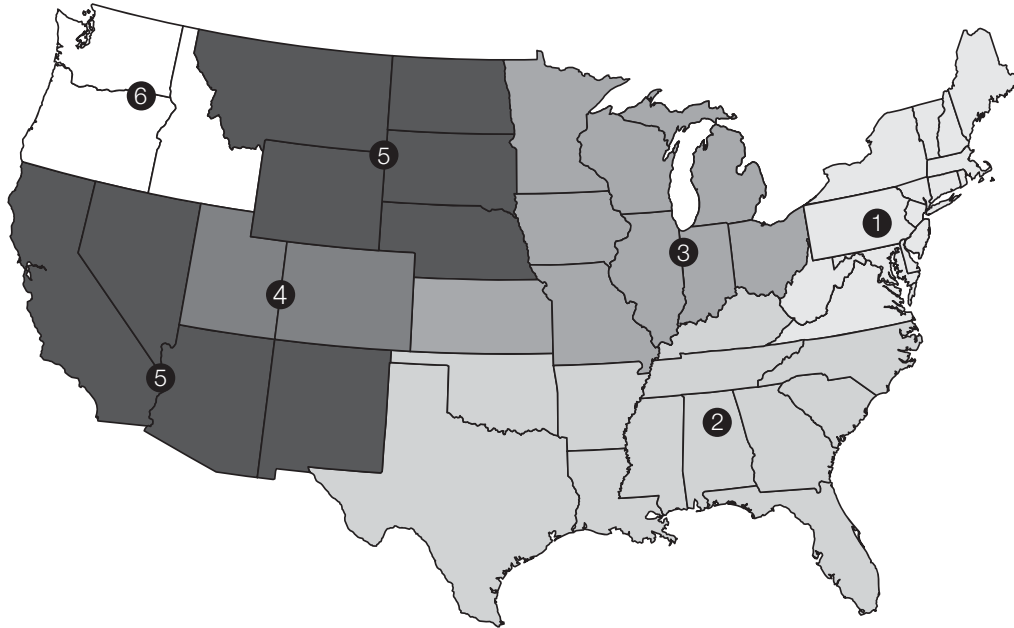
- 25% Restocking Fee
- Freight Charge prepaid by the dealer
- Product NEVER removed from the original carton/packaging
- Product must be returned within 30 days of RMA issue date
- All returns are subject to inspection prior to credit being issued; credit will not be issued if product is returned damaged

Freight damage, signs of usage, removal from original carton, or missing parts will result in no credit being issued. All returns require written authorization; any unauthorized return will not receive credit. Compel Office Furniture will not be responsible for resolving damage claims on returned product.

PRODUCT MODIFICATION

Any modifications made to product in the field or throughout the course of ownership will render the warranty null and void.

Freight Terms



ZONE 1 – NORTHEAST

NY, NJ, MA, RI, CT, ME, NH, VT, PA, MD, DE, WV, IA, DC

Monday – Designated Pool Truck Day: Free freight at \$500 NET

Any Other Day: Free freight at \$1,000 NET; if under that amount, then flat \$75

Chairs: \$20 per chair if under free freight minimum (task or conference; excluding lounge seating); Free freight on 11+ chairs

ZONE 2 – SOUTHEAST

NC, SC, GA, FL, KY, TN, AL, MS, AR, LA, OK, TX

Friday – Designated Pool Truck Day: Free freight at \$500 NET

Any Other Day: Free freight at \$1,250 NET; if under that amount, then flat \$150

Chairs: \$20 per chair if under free freight minimum (task or conference; excluding lounge seating); Free freight on 11+ chairs

ZONE 3 – MIDWEST

OH, MI, IN, IL, WI, IA, MN, MO, KS

Tuesday – Designated Pool Truck Day: Free freight at \$500 NET

Any Other Day: Free freight at \$1,000 NET; if under that amount, then flat \$150

Chairs: \$20 per chair if under free freight minimum (task or conference; excluding lounge seating); Free freight on 11+ chairs

ZONE 4 – COLORADO/UTAH

CO, UT

Wednesday – Designated Pool Truck Day: Free freight at \$500 NET

Any Other Day: Free freight at \$1,250 NET; if under that amount, then flat \$100

Chairs: \$20 per chair if under free freight minimum (task or conference; excluding lounge seating); Free freight on 11+ chairs

ZONE 5 – WEST

NM, AZ, NV, CA, WY, MT, NE, ND, SD

Wednesday – Designated Pool Truck Day: Free freight at \$500 NET

Any Other Day: Free freight at \$2,000 NET; if under that amount, then flat \$200

Chairs: \$20 per chair if under free freight minimum (task or conference; excluding lounge seating); Free freight on 11+ chairs

ZONE 6 – NORTHWEST

OR, WA, ID

Thursday – Designated Pool Truck Day: Free freight at \$500 NET

Any Other Day: Free freight at \$1,500 NET; if under that amount, then flat \$150

Chairs: \$20 per chair if under free freight minimum (task or conference; excluding lounge seating); Free freight on 11+ chairs

NOTE: The above freight terms are valid when shipping into that specific territory; if shipping outside of your territory, the freight terms for that zone apply. Any freight damage, short shipments, concealed damage, etc., **MUST be reported to Compel Customer Care within 15 days of receiving.**

