






compel[®]

May 2020 List Pricing
Seating | Tables | Desking | Accessories



Table of Contents

SEATING	
Work & Conference	4
Multipurpose	7
Lounge	9
TABLES	
Conference	9
Training	10
Height-Adjustable	11
DESKING	
Pivit	12
BENCHING	
zDesk	17
Pivit	18
ACCESSORIES	23
GENERAL INFORMATION	24
FREIGHT TERMS	26






Task & Conference Seating

MODEL	STANDARD FEATURES	OPTIONS & DIMENSIONS	SKU	PRICE
DERBY 	Black Mesh Back Black Fabric Upholstered Seat Seat Slider Pneumatic Height Adjustment Synchro Tilt with Lock Manual Tilt Tension Adjustment Adjustable Lumbar Support	Standard	DERBY-BLK	486
		White Package	-WHT	+35
		Grey Package	-GRY	+35
		Adjustable Arms	AT02	+0
		Black Base	BSHB04	+0
		Dual Casters	CAST07	+0
		Hard Surface Casters	CAST10	+77
		Grade 1 Fabric		+97
		Grade 2 Fabric		+127
		Grade 3 Fabric		+157
COM Option		+56		
KUDOS 	Black Mesh Back Black Fabric Upholstered Seat Pneumatic Height Adjustment Synchro Tilt with Lock Manual Tilt Tension Adjustment Adjustable Lumbar Support	Standard	KUD-BLK	510
		Adjustable Arms	AT01	+0
		Black Base	BSHB01	+0
		Dual Casters	CAST01	+0
		Hard Surface Casters	CAST10	+77
		Grade 1 Fabric		+97
		Grade 2 Fabric		+127
		Grade 3 Fabric		+157
		COM Option		+56
		LUCKY 	Black Mesh Back Black Fabric Upholstered Seat Seat Slider 4D Arms Pneumatic Height Adjustment Synchro Tilt with Lock Manual Tilt Tension Adjustment Adjustable Lumbar Support	Standard
Adjustable Arms	AT03			+0
Black Base	BSHB01			+0
Dual Casters	CAST03			+0
Hard Surface Casters	CAST10			+77
Grade 1 Fabric				+97
Grade 2 Fabric				+127
Grade 3 Fabric				+157
COM Option				+56
Back Color Mesh Upgrade				+70
ARGOS 	Black Mesh Back Black Fabric Upholstered Seat Pneumatic Height Adjustment Synchro Tilt with Lock Manual Tilt Tension Adjustment	Standard	ARG	655
		Task Arms	ARG-TSK	+0
		Conference Arms	ARG-CONF	+0
		Seat Slide Mechanism	STSL01	+84
		Black Base	BSHB01	+0
		Aluminum Base	BSHA01	+110
		Dual Casters	CAST04	+0
		Hard Surface Casters	CAST10	+77
		Grade 1 Fabric		+97
		Grade 2 Fabric		+127
		Grade 3 Fabric		+157
		Vinyl Back Option		+254
		COM Option		+56
CAL 133 Upgrade		+130		
ARGOS STOOL 	Black Mesh Back Jet Faux Leather Upholstered Seat Pneumatic Height Adjustment	Standard	ARG-STOOL	685
		Task Arms	AT04	+0
		Black Base	BSHB01	+0
		Aluminum Base	BSHA01	+110
		Dual Casters	CAST04	+0
		Hard Surface Casters	CAST10	+77




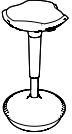



Task & Conference Seating

MODEL	STANDARD FEATURES	OPTIONS & DIMENSIONS	SKU	PRICE
NET 	Black Mesh Back	Standard	NET-TSK	785
	Black Mesh Seat	3-Way Adjustable Arms	AT06	+0
	Seat Slider	Headrest	NET-TSK-HDRST	+116
	Pneumatic Height Adjustment	Black Base	BSHB03	+0
	Synchro Tilt with Lock	Dual Casters	CAST06	+0
	Manual Tilt Tension Adjustment	Hard Surface Casters	CAST10	+77
	Fixed Lumbar Support			
BRAVO 	Black Mesh Back	Standard	BRAVO-BB-TSK	788
	Black Fabric Upholstered Seat	Task Arms	AT07	+0
	Seat Slider	Black Base	BSHB01	+0
	Pneumatic Height Adjustment	Aluminum Base	BSHA01	+110
	Synchro Tilt with Multi-Position Lock	Dual Casters	CAST04	+0
	Auto Tilt Tension Adjustment	Hard Surface Casters	CAST10	+77
	Fixed Lumbar Support	Grade 1 Fabric		+97
	Dual Casters	Grade 2 Fabric		+127
		Grade 3 Fabric		+157
		COM Option		+56
		CAL 133 Upgrade		+130





Task & Conference Seating

MODEL	STANDARD FEATURES	OPTIONS & DIMENSIONS	SKU	PRICE
MOJO 	Faux Leather Pleated Seat & Back Specify Frost or Jet Upholstery Hex Fabric Available in 7 Options Pneumatic Height Adjustment Knee Tilt with Lock Manual Tilt Tension Adjustment	Standard Black Fixed Arms Chrome Armrests Black Base Polished Aluminum Base Dual Casters Hard Surface Casters	MOJO-BLKFRM-VIN-BLK AC03 MOJO-CHRMFRM-VIN-BLK BSLB02 MOJO-CHRMFRM-VIN-BLK CAST02 CAST10	634 +0 +45 +0 +90 +0 +77
MAXIM LT 	Faux Leather Seat Faux Leather Pleated Back Specify Frost or Jet Upholstery Pneumatic Height Adjustment Synchro Tilt with Lock Manual Tilt Tension Adjustment	Standard Adjustable Arms Conference Arms Black Base Polished Aluminum Base Dual Casters Hard Surface Casters	MXLT-BLK MXLT-BLK-TSK MXLT-BLK-CONF BSHB01 MXLT-CHRM CAST11 CAST10	705 +0 +0 +0 +110 +0 +77
MAXIM 	Leather Seat & Back Jet Upholstery Pneumatic Height Adjustment Synchro Tilt with Lock Manual Tilt Tension Adjustment	Standard Adjustable Arms Conference Arms Black Base Polished Aluminum Base Dual Casters Hard Surface Casters	7160 AT09 AC01 BSHB01 BSHA01 CAST11 CAST10	932 +0 +101 +0 +110 +0 +77
HUDSON 	Leather Seat & Back Pneumatic Height Adjustment Integrated Arms	Standard Wool Upholstery Upgrade 4 Star Fixed Base 5 Star Caster Base	HUDSON	1643 +67 +0 +0
ARCHER 	Leather Seat & Back Pneumatic Height Adjustment Knee Tilt with Lock Manual Tilt Tension Adjustment Chrome Arms with Leather Pads	Standard Wool Upholstery Upgrade	ARCHER	1667 +64

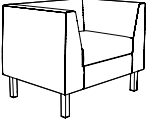
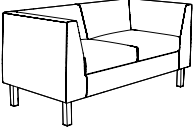
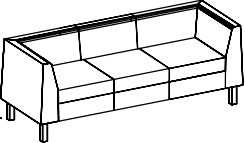
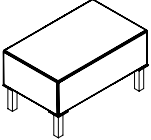


Multipurpose Seating

MODEL	STANDARD FEATURES	OPTIONS & DIMENSIONS	SKU	PRICE
MATCH 	Mesh Back Available in Black, Steel, and Silver Black Fabric Upholstered Seat Black Frame	Standard Grade 1 Fabric Grade 2 Fabric Grade 3 Fabric Vinyl Back Option COM Option Dual Casters CAL 133 Upgrade	MATCH-STK-BLK	218 +97 +127 +157 +191 +56
			MATCH-MOB-BLK	+0 +120
FILA 	Poly Grey Seat & Poly White Back Grey Frame *Optional Grey Back Call for availability	Standard Cushion Seat (Grade 1) Cushion Seat (Grade 2) Cushion Seat (Grade 3) COM Fabric Storage Cart	FILA-WHT	268 +129 +159 +189 +56 +422
SPEEDY 	Black Mesh Back Black Fabric Upholstered Seat Black Frame Fixed or Dual Casters (Both Included)	Standard Grade 1 Fabric Grade 2 Fabric Grade 3 Fabric COM Option	SPDY-STKMOB	333 +97 +127 +157 +56
POGO 	Black Fabric Upholstered Seat Pneumatic Height Adjustment 360° Swivel Seat Black Base	Standard Grade 1 Fabric Grade 2 Fabric Grade 3 Fabric COM Option	POGO	340 +0 +37 +67 +35
DOT 	Available in 5 Colors Persimmon Coal Flannel Peat Ocean	Standard - Active Base Standard - Static Base	DOT-ACT DOT-STA	437 +0
ZIGGY 	Black Mesh Reclining Back Black Fabric Upholstered Seat Flip-Up Seat Silver Frame Dual Casters	Standard Tablet Arm Grade 1 Fabric Grade 2 Fabric Grade 3 Fabric COM Option CAL 133 Upgrade	ZIG-NEXT ZIG-TABLET	499 +110 +97 +127 +157 +56 +114
LARK 	Fully Upholstered Shell with Integrated Arms Available in Stone or Pewter Shell with 8 Cushion Color Options Natural Wood or Matte Black Legs Removeable Cushion	Standard Grade 1 Fabric Grade 2 Fabric Grade 3 Fabric COM Option	LARK	995 +147 +177 +207 +106

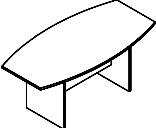

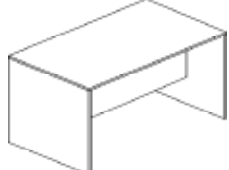
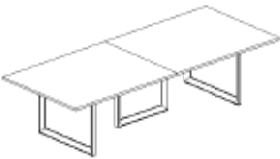
Multipurpose Seating

MODEL	STANDARD FEATURES	OPTIONS & DIMENSIONS	SKU	PRICE
KONNEKT 	Black Poly Seat with Black Frame White Poly Seat with Chrome Frame	Standard Dolly Cart (stacks 20) Stool Height Base	KON-SLED-BLK/WHT KON-STOOL-BLK/WHT	185 +214 +100
		Standard Sled Base Stool Height Base Integrated Cushion Grade 1 Fabric Grade 2 Fabric Grade 3 Fabric COM Option	SOFIE SOF-BASE-SLED SOF-BASE-STOOL SOF-SHELL-BLKCUSH	349 +0 +149 +35 +97 +127 +157 +56
SOFIE - SLED 	Black/White/Grey Poly Shell Chrome Sled Base Sled Base Stacks 8 High	Standard 4 Star Base Chrome Arms Integrated Cushion Grade 1 Fabric Grade 2 Fabric Grade 3 Fabric COM Option	SOFIE SOF-BASE-FIXED SOF-ARMPAIR SOF-SHELL-BLKCUSH	550 +0 +96 +35 +97 +127 +157 +56
		Standard 5 Star Base Chrome Arms Integrated Cushion Grade 1 Fabric Grade 2 Fabric Grade 3 Fabric COM Option	SOFIE SOF-BASE-MOB SOF-ARMPAIR SOF-SHELL-BLKCUSH	550 +0 +96 +35 +97 +127 +157 +56
SOFIE - 4 STAR 	Black/White/Grey Poly Shell Chrome 4 Star Static Base	Standard Wood Legs Chrome Arms Integrated Cushion Grade 1 Fabric Grade 2 Fabric Grade 3 Fabric COM Option	SOFIE SOFIE-BASE-WDLEG SOF-ARMPAIR SOF-SHELL-BLKCUSH	472 +0 +96 +35 +97 +127 +157 +56
		Standard - Bar Height Standard - Counter Height	CAFF-BAR CAFF-CNTR	433 403
CAFFERY 	Black Base Bar and Counter Height Available in 6 Colors			

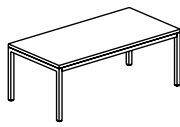
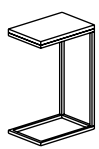
Lounge Seating

MODEL	STANDARD FEATURES	OPTIONS & DIMENSIONS	SKU	PRICE
ZOEY Chair 	Grey or Raven Faux Leather	32 W x 27 D x 28 H	ZOEY-SGL-GR ZOEY-SGL-RVN	1230
ZOEY Loveseat 	Grey or Raven Faux Leather	52 W x 27 D x 28 H	ZOEY-DBL-GR ZOEY-DBL-RVN	2029
ZOEY 3 Seater 	Grey or Raven Faux Leather	72 W x 27 D x 28 H	ZOEY-TRPL-GR ZOEY-TRPL-RVN	2828
ZOEY Ottoman 	Grey or Raven Faux Leather	30 W x 19 D x 16 H	ZOEY-OTT-GR ZOEY-OTT-RVN	550
DRAPER 	Fully Upholstered Shell with Integrated Arms Slate Grey Shell Removeable Cushion Available in 7 Standard Colors Low Chrome Base Swivel Mechanism	Standard Grade 1 Fabric Grade 2 Fabric Grade 3 Fabric COM Option	DRAPER	1290 +147 +177 +207 +106
MIA 	Modular Design, Pick Frame, Seat, Arms and Back 8 Color Options, Mix and Match Black Frame	Colors Available: Aegean Bark Boysenberry Fog Honeydew Midnight Sand Smoke	MIA-ARM MIA-BACK MIA-SEAT MIA-FRM-S MIA-FRM-D MIA-FRM-T	386 510 536 303 429 518

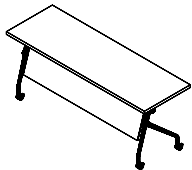



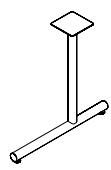
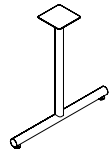
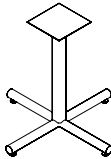

Conference Tables

MODEL	STANDARD FEATURES	OPTIONS & DIMENSIONS	SKU	PRICE	
PIVIT Conference Table with Panel Base 	White, Grey Ash, Café or American Cherry Laminate	72 W x 36 D x 29 H	PIV-CT-72	662	
		96 W x 48 D x 29 H	PIV-CT-96	888	
		120 W x 48 D x 29 H	PIV-CT-120	1229	
PIVIT Round Table with Panel Base 	White, Grey Ash, Café or American Cherry Laminate	42" Round x 29 H	PIV-CT-42R	449	
PIVIT Collaboration Table 	White, Grey Ash, Café or American Cherry Laminate	72 W x 42 D x 42 H	PIV-COL-SHLL PIV-COL-MOD	1311	
PIVIT Open Frame Conference Table 	Black or Silver Open Frame Pivit Legs				
		In Stock Laminate Options: American Cherry, Cafe, Basic White, Grey Ash	96 W x 48 D x 29 H	PIV-CT-OF-96	2200
			120 W x 48 D x 29 H	PIV-CT-OF-120	2640
	144 W x 48 D x 29 H		PIV-CT-OF-144	3100	
	Made To Order Laminates: Any Wilsonart Standard	96 W x 48 D x 29 H		2860	
		120 W x 48 D x 29 H		3432	
144 W x 48 D x 29 H			4030		


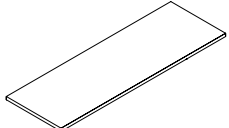
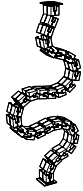
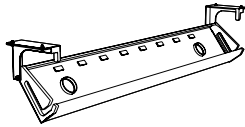
Occasional Tables

MODEL	STANDARD FEATURES	OPTIONS & DIMENSIONS	SKU	PRICE
MIA Coffee Table 	Black Or White Base 4 Laminate Options Cape Cod, Glacier, North Woods, Prarie	48 W x 24 D (Black)	MIA-TBL-COF-BLK	810
		48 W x 24 D (White)	MIA-TBL-COF-WH	
		Cape Code	MIA-TOP-COF-CC	
		Glacier	MIA-TOP-COF-GLA	
		North Woods	MIA-TOP-COF-NW	
		Prarie	MIA-TOP-COF-PRA	
MIA Espresso Table 	Black Or White Base 4 Laminate Options Cape Cod, Glacier, North Woods, Prarie	48 W x 24 D (Black)	MIA-TBL-SIDE-BLK	410
		48 W x 24 D (White)	MIA-TBL-SIDE-WH	
		Cape Code	MIA-TOP-SIDE-CC	
		Glacier	MIA-TOP-SIDE-GLA	
		North Woods	MIA-TOP-SIDE-NW	
		Prarie	MIA-TOP-SIDE-PRA	

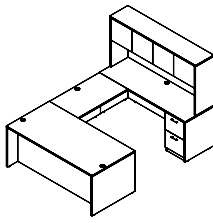
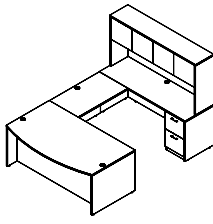
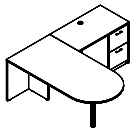
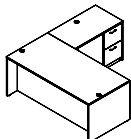
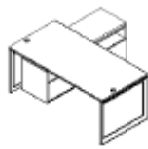
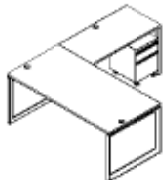
Training Tables

MODEL	STANDARD FEATURES	OPTIONS & DIMENSIONS	SKU	PRICE
GURU Base 	Base Only One-button Flip Mechanism Integral Modesty Panel Locking Casters	60 W x 24 D x 29 H	GURU-60-SLV	907
		72 W x 24 D x 29 H	GURU-72-SLV	982
		Ganging Brackets (pair)	GNGBRK	+13
		Use with 24" or 30" Deep Tops		
FLIKK Base 	Base Only Simple Flip & Nest Mechanism Integrated Wire Management Silver Powder Coat Paint Locking Casters	48 W x 24 D x 29 H	FLIKK-48	835
		60 W x 24 D x 29 H	FLIKK-60	874
		72 W x 24 D x 29 H	FLIKK-72	910
		Ganging Brackets (pair)	GNGBRK	+13
		Use with 24" or 30" Deep Tops		
MOBIUS Base 	Base Only Simple Flip & Nest Mechanism Silver Powder Coat Paint Locking Casters	48 W x 24 D x 29 H	MOB-48-SLV	512
		60 W x 24 D x 29 H	MOB-60-SLV	536
		72 W x 24 D x 29 H	MOB-72-SLV	569
		Ganging Brackets (pair)	GNGBRK	+13
		Use with 24" or 30" Deep Tops		
NIFTY Base 	Base Only Simple Flip & Nest Mechanism Silver Powder Coat Paint Locking Casters	48 W x 24 D x 29 H	NIF-48-SLV	229
		60 W x 24 D x 29 H	NIF-60-SLV	257
		72 W x 24 D x 29 H	NIF-72-SLV	286
		Ganging Brackets (pair)	GNGBRK	+13
		Use with 24" or 30" Deep Tops		
GEO Base   	Base Only Durable Powder Coat Finish Silver or Black Thick Wall Tubing & Mounting Plate C-Legs / T-Legs / X Bases / Folding	C-Legs (Standard Table Height for 24" & 30" tops)		
		24"	GEO-C-24	115
		24" with Casters	GEO-C-MOB-24	120
		30"	GEO-C-30	125
		30" with Casters	GEO-C-MOB-30	130
		T-Legs (Standard Table Height for 24" & 30" tops)		
		24"	GEO-T-24	115
		24" with Casters	GEO-T-24-MOB	120
		30"	GEO-T-30	125
		30" with Casters	GEO-T-MOB-30	130
X-Bases (for round top)				
36 W x 30 H	GEO-X-3630	230		
42 W x 30 H	GEO-X-4230	235		
42 W x 42 H	GEO-X-4242	250		
		Ganging Brackets (pair)	GNGBRK	+13
PIVIT Open Frame Legs 		24"	PIV-OF-24	219
		30"	PIV-OF-30	252
		36"	PIV-OF-36	286

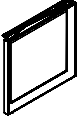
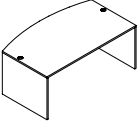
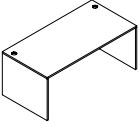
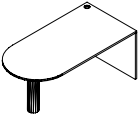
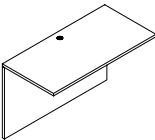
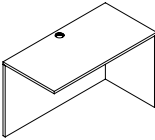
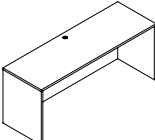
Height Adjustable Tables

MODEL	STANDARD FEATURES	OPTIONS & DIMENSIONS	SKU	PRICE
HI-LO Base 	Base Only Accommodates Surfaces from 48"- 72" Silver White or Black Powder Coat Finish Dual-Motor with 250 lb. Lifting Capacity Height Range from 28"- 47" One-touch Control / 4 Height Presets Lifts at 1.375" / Seconds	2 Leg 3 Leg Conversion Kit White Silver Black	HL-T2 HL-T3-CON -WH -SLV -BLK	1143 707
	<hr/>			
WORK SURFACE For Training & Height Adjustable Table Bases 	Work Surface Only Matching Edgeband Color (call for custom options) White/Light Grey Laminate with White Edgeband	48 W x 24 D 60 W x 24 D 72 W x 24 D	WS-4824 WS-6024 WS-7224	183 229 276
	Grey Ash, American Cherry & Café Laminates have Matching Edgebands	48 W x 30 D 60 W x 30 D 72 W x 30 D	WS-4830 WS-6030 WS-7230	230 284 345
		42" Round	WS-42R	290
	<hr/>			
	VERTEBRAE Cable Management 	4 Channels for Easy Cable Management Perfect for Height Adjustable Solutions	Silver Vertebrae White Vertebrae	VERT-50-SLV VERT-50-WHT
<hr/>				
TROUGH Cable Management 	Flip Down Trough for Wire Management Pre-Cut Grommets	Silver Trough White Trough	CABLETROUGHSL CABLETROUGHBW	98 98
<hr/>				

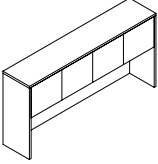
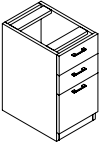
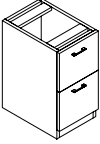


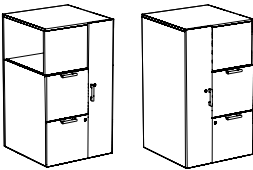
Desking – Pivit

MODEL	STANDARD FEATURES	OPTIONS & DIMENSIONS	SKU	PRICE
PIVIT U Shape Straight Front Desk Set 	72" Straight Front Desk 72" Credenza 42" Bridge 72" Hutch with doors BBF Pedestal FF Pedestal White, Grey Ash, Café or American Cherry Laminate	Desk Set	DESK SET 1	2658
PIVIT U Shape Bow Front Desk Set 	72" Bow Front Desk 72" Credenza 42" Bridge 72" Hutch with doors BBF Pedestal FF Pedestal White, Grey Ash, Café or American Cherry Laminate	Desk Set	DESK SET 2	2715
PIVIT L Shape Bullet Top Desk Set 	72" Bullet Top Desk 42" Return BBF Pedestal White, Grey Ash, Café or American Cherry Laminate	Desk Set	DESK SET 3	1267
PIVIT L Shape Straight Front Desk Set 	72" Straight Front Desk 42" Return BBF Pedestal FF Pedestal White, Grey Ash, Café or American Cherry Laminate	Desk Set	DESK SET 4	1733
PIVIT Straight Front Desk Set 	72" Straight Front Desk Low Credenza with Cushion (White Only) Open Frame Legs White, Grey Ash, Café or American Cherry Laminate	Desk Set	DESK SET 5	1991
PIVIT Straight Front Desk Set 	72" Straight Front Desk 48" Return Mobile Metal Box File Open Frame Legs White, Grey Ash, Café or American Cherry Laminate	Desk Set	DESK SET 6	1881

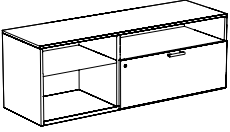


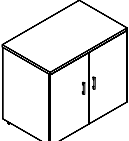
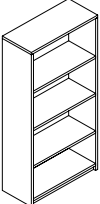
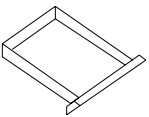
Desking – Pivit

MODEL	STANDARD FEATURES	OPTIONS & DIMENSIONS	SKU	PRICE
PIVIT Open Frame Legs 		24"	PIV-OF-24	219
		30"	PIV-OF-30	252
		36"	PIV-OF-36	286
		48"	PIV-OF-48	420
		60"	PIV-OF-60	488
PIVIT Bow Front Desk 	White, Grey Ash, Café or American Cherry Laminate	72 W x 42 D x 29 H (base)	PIV-DSK-BOW-BASE-7242	253
		72 W x 42 D (top)	PIV-DSK-BOW-TOP-7242	319
PIVIT Straight Front Desk 	White, Grey Ash, Café or American Cherry Laminate	72 W x 36 D x 29 H (base)	PIV-DSK-BASE-7236	242
		72 W x 36 D (top)	PIV-DSK-TOP-7236	274
		66 W x 30 D x 29 H (base)	PIV-DSK-BASE-6630	213
		66 W x 30 D (top)	PIV-DSK-TOP-6630	228
		60 W x 30 D x 29 H (base)	PIV-DSK-BASE-6030	201
		60 W x 30 D (top)	PIV-DSK-TOP-6030	224
		48 W x 30 D x 29 H (base)	PIV-DSK-BASE-4830	197
48 W x 30 D (top)	PIV-DSK-TOP-4830	188		
PIVIT Bullet Top Desk 	White, Grey Ash, Café or American Cherry Laminate	72 W x 36 D x 29 H (base)	PIV-DSK-BUL-BASE-7236	243
		72 W x 36 D (top)	PIV-DSK-BUL-TOP-7236	273
		66 W x 30 D x 29 H (base)	PIV-DSK-BUL-BASE-6630	212
		66 W x 30 D (top)	PIV-DSK-BUL-TOP-6630	225
PIVIT Bridge 	White, Grey Ash, Café or American Cherry Laminate	48 W x 24 D x 29 H (base)	PIV-BRG-BASE-4824	136
		48 W x 24 D (top)	PIV-BRG-TOP-4824	138
		42 W x 24 D x 29 H (base)	PIV-BRG-BASE-4224	128
		42 W x 24 D (top)	PIV-BRG-TOP-4224	130
PIVIT Universal Return 	White, Grey Ash, Café or American Cherry Laminate	48 W x 24 D x 29 H (base)	PIV-RET-BASE-4824	184
		48 W x 24 D (top)	PIV-RET-TOP-4824	127
		42 W x 24 D x 29 H (base)	PIV-RET-BASE-4224	161
		42 W x 24 D (top)	PIV-RET-TOP-4224	121
PIVIT Credenza Shell 	White, Grey Ash, Café or American Cherry Laminate	72 W x 24 D x 29 H (base)	PIV-CRD-BASE-7224	207
		72 W x 24 D (top)	PIV-CRD-TOP-7224	202
		66 W x 24 D x 29 H (base)	PIV-CRD-BASE-7224	202
		66 W x 24 D (top)	PIV-CRD-TOP-7224	190

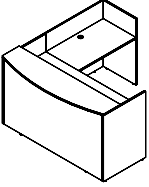
Desking – Pivit

MODEL	STANDARD FEATURES	OPTIONS & DIMENSIONS	SKU	PRICE
PIVIT Hutch with Doors 	White, Grey Ash, Café or American Cherry Laminate	72 W x 15 D x 41 H	PIV-HUTCH-72	550
		66 W x 15 D x 41 H	PIV-HUTCH-66	539
		71" Tackboard	I-CH-TB-71	204
		65" Tackboard	I-CH-TB-65	173
PIVIT BBF Pedestal 	Box / Box / File Pedestal White, Grey Ash, Café or American Cherry Laminate	16 W x 22 D x 28 H	PIV-PED-TS-BBF	469
PIVIT FF Pedestal 	File / File Pedestal White, Grey Ash, Café or American Cherry Laminate	16 W x 22 D x 28 H	PIV-PED-TS-FF	457
PIVIT BBF Mobile Pedestal 	Box/Box/File Pedestal Silver, Black, White Metal	15 W x 18 D x 23 H	M-BBF	482
		Cushion	ZPEDCUSH (Grade 1)	121
			Grade 2 Fabric	+30
			Grade 3 Fabric	+60
		COM Fabric	+56	
PIVIT Overhead Storage 	Storage Slots Matches Hutch White, Grey Ash, Café or American Cherry Laminate	37 W x 14 D x 24 H	PIV-OH-36	516
		37" Tackboard	I-CH-37	126
PIVIT Storage Towers 	File/File, Wardrobe Storage and Bookshelf White Laminate Left or Right Handed	24 W x 24 D x 42 H (right handed)	PIV-STOR-TWR-RT	1394
		24 W x 24 D x 42 H (left handed)	PIV-STOR-TWR-LFT	1394

Desking – Pivit

MODEL	STANDARD FEATURES	OPTIONS & DIMENSIONS	SKU	PRICE
PIVIT Low Credenza 	Reversible Assembly for Left and Right Hand Storage Basic White	60 W x 20 D	LLOWREV60X20BW	905
		Cushion	LLOWCUSH (Grade 1)	133
			Grade 2 Fabric	+30
			Grade 3 Fabric	+60
			COM Fabric	+56
PIVIT Lateral File - No Top 	White, Grey Ash, Café or American Cherry Laminate	34 W x 22 D x 28 H	PIV-LAT-TS-35	736
PIVIT Lateral File 	White, Grey Ash, Café or American Cherry Laminate	36 W x 24 D x 29 H	PIV-LAT-36	828
PIVIT Storage Cabinets 	White, Grey Ash, Café or American Cherry Laminate	36 W x 24 D x 29 H	PIV-STOR-CAB-3629	467
		36 W x 24 D x 36 H	PIV-STOR-CAB-3636	575
		36 W x 24 D x 66 H	PIV-STOR-CAB-3666	839
PIVIT Book Cases 	White, Grey Ash, Café or American Cherry Laminate	32 W x 14 D x 66 H	PIV-BC-3266	513
		32 W x 14 D x 48 H	PIV-BC-3248	395
PIVIT Pencil Drawer 	White, Grey Ash, Café or American Cherry Laminate	Standard	PIV-PD	134

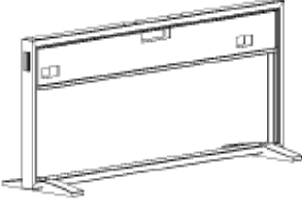
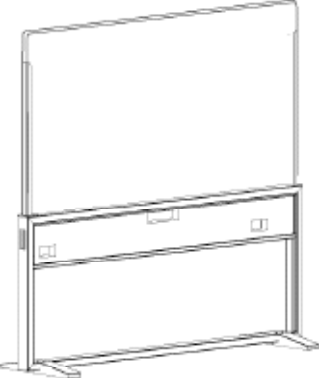

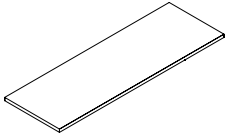
Desking – Pivit

MODEL	STANDARD FEATURES	OPTIONS & DIMENSIONS	SKU	PRICE
PIVIT Reception Desk Shell 	White, Grey Ash, Café or American Cherry Laminate	72 W x 36 D x 42 H (base)	PIV-DSK-RECP-BASE-7236	426
		72 W x 36 D x 42 H (top)	PIV-DSK-RECP-TOP-7236	389
		Universal Return		
		42 W x 24 D x 42 H (base)	PIV-RET-REC-BASE-4224	374
		42 W x 24 D x 42 H (top)	PIV-REV-REC-TOP-4224	144

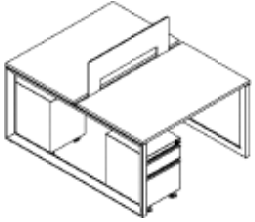
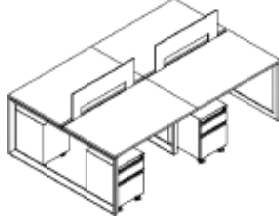
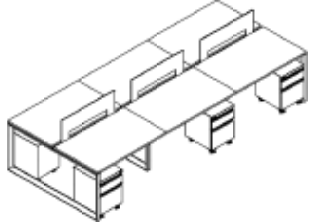
Benching - zDesk

Please contact customer care (customercare@compeloffice.com) for pricing and specification services related to zDesk.

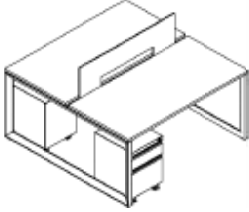
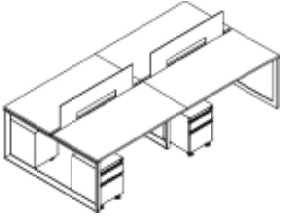
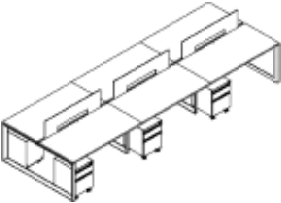
Benching - HiLo Hub

MODEL	STANDARD FEATURES	OPTIONS & DIMENSIONS	SKU	PRICE
HILO HUB Hub Frame 	Basic White, Silver or Black Frame 48", 60", 72" Lengths Available With or Without Laminate Inserts	48" Hub W/ Laminate Inserts	HILOHUB-FRM-48	1382 +380
		60" Hub W/ Laminate Inserts	HILOHUB-FRM-60	1473 +468
		72" Hub W/ Laminate Inserts	HILOHUB-FRM-72	1564 +560
HILO HUB Screen Options 	Available in 3 Heights Available with any of our reupholstery options.	Single Bracket	HILOHUB-SCR-BRKT-S	136
		Double Bracket	HILOHUB-SCR-BRKT-D	160
		48" W x 28" H	HILOHUBFBRSCR4828	202
		48" W x 34" H	HILOHUBFBRSCR4834	269
		48" W x 40" H	HILOHUBFBRSCR4840	338
		60" W x 28" H	HILOHUBFBRSCR6028	370
		60" W x 34" H	HILOHUBFBRSCR6034	437
		60" W x 40" H	HILOHUBFBRSCR6040	504
		72" W x 28" H	HILOHUBFBRSCR7228	538
		72" W x 34" H	HILOHUBFBRSCR7234	605
	72" W x 40" H	HILOHUBFBRSCR7240	672	
	Upgrade to Grade 2 Fabric		+45	
	Upgrade to Grade 3 Fabric		+90	
HILO HUB Power Components	National and Chicago Code Power Options Available	National Code Infeed	ZPWRSTART72	650
		National Code 48" Jumper	ZPWRADD48	384
		National Code 60" Jumper	ZPWRADD63	384
		National Code 72" Jumper	ZPWRADD72	384
		Chicago Code J-Box	PIPWRJBOX	100
HI-LO Base 	See page 11 for Standard Features	2 Leg	HL-T2	1143
		3 Leg Conversion Kit	HL-T3-CON	707
		White	-WHITE	
		Silver	-SILVER	
Black	-BLACK			
WORK SURFACE For Training & Height Adjustable Table Bases 	Work Surface Only Matching Edgeband Color (call for custom options) White/Light Grey Laminate with White Edgeband Grey Ash, American Cherry & Café Laminates have Matching Edgebands	48 W x 24 D	WS-4824	183
		60 W x 24 D	WS-6024	229
		72 W x 24 D	WS-7224	276
		48 W x 30 D	WS-4830	230
		60 W x 30 D	WS-6030	284
		72 W x 30 D	WS-7230	345

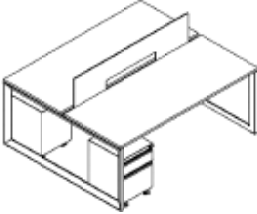
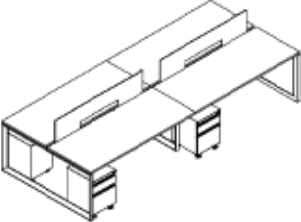
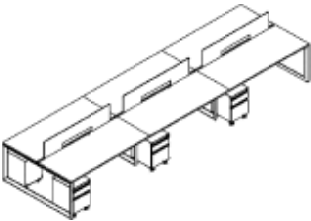
Benching – Pivit

MODEL	STANDARD FEATURES	OPTIONS & DIMENSIONS	SKU	PRICE
PIVIT - 48" X 30" SURFACE 2 Pack 	60" Open Frame Legs Power Trough Metal Mobile Box File Acrylic Privacy Screen 48" x 30" Worksurfaces White, Grey Ash, Café or American Cherry Laminate	Desk Set	48" Typical 1	3873
PIVIT - 48" X 30" SURFACE 4 Pack 	60" Open Frame Legs 36" Shared Center Legs Power Trough Metal Mobile Box File Acrylic Privacy Screen 48" x 30" Worksurfaces White, Grey Ash, Café or American Cherry Laminate	Desk Set	48" Typical 2	6823
PIVIT - 48" X 30" SURFACE 6 Pack 	60" Open Frame Legs 36" Shared Center Legs Power Trough Metal Mobile Box File Acrylic Privacy Screen 48" x 30" Worksurfaces White, Grey Ash, Café or American Cherry Laminate	Desk Set	48" Typical 3	9773

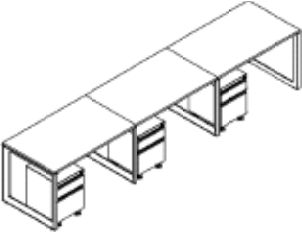
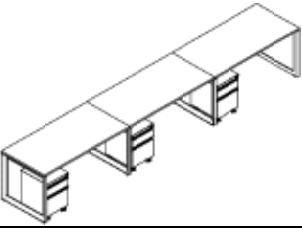
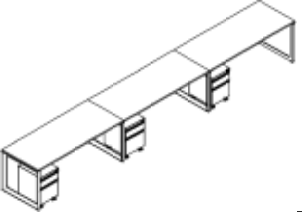

Benching – Pivit

MODEL	STANDARD FEATURES	OPTIONS & DIMENSIONS	SKU	PRICE
PIVIT - 60" X 30" SURFACE 2 Pack 	60" Open Frame Legs Power Trough Metal Mobile Box File Acrylic Privacy Screen 60" x 30" Worksurfaces Hat Channel for Each Worksurface White, Grey Ash, Café or American Cherry Laminate	Desk Set	60" Typical 1	4218
PIVIT - 60" X 30" SURFACE 4 Pack 	60" Open Frame Legs 36" Shared Center Legs Power Trough Metal Mobile Box File Acrylic Privacy Screen 60" x 30" Worksurfaces Hat Channel for Each Worksurface White, Grey Ash, Café or American Cherry Laminate	Desk Set	60" Typical 2	7513
PIVIT - 60" X 30" SURFACE 6 Pack 	60" Open Frame Legs 36" Shared Center Legs Power Trough Metal Mobile Box File Acrylic Privacy Screen 60" x 30" Worksurfaces Hat Channel for Each Worksurface White, Grey Ash, Café or American Cherry Laminate	Desk Set	60" Typical 3	10808

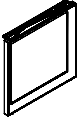
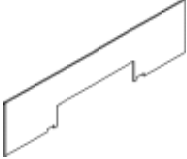
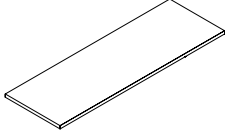
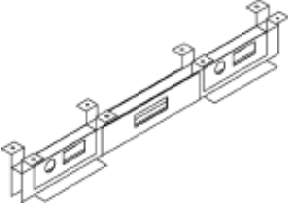

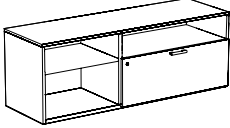
Benching – Pivit

MODEL	STANDARD FEATURES	OPTIONS & DIMENSIONS	SKU	PRICE
PIVIT - 72" X 30" SURFACE 2 Pack 	60" Open Frame Legs Power Trough Metal Mobile Box File Acrylic Privacy Screen 72" x 30" Worksurfaces Hat Channel for Each Worksurface White, Grey Ash, Café or American Cherry Laminate	Desk Set	72" Typical 1	4473
PIVIT - 72" X 30" SURFACE 4 Pack 	60" Open Frame Legs 36" Shared Center Legs Power Trough Metal Mobile Box File Acrylic Privacy Screen 72" x 30" Worksurfaces Hat Channel for Each Worksurface White, Grey Ash, Café or American Cherry Laminate	Desk Set	72" Typical 2	8023
PIVIT - 72" X 30" SURFACE 6 Pack 	60" Open Frame Legs 36" Shared Center Legs Power Trough Metal Mobile Box File Acrylic Privacy Screen 72" x 30" Worksurfaces Hat Channel for Each Worksurface White, Grey Ash, Café or American Cherry Laminate	Desk Set	72" Typical 3	11653

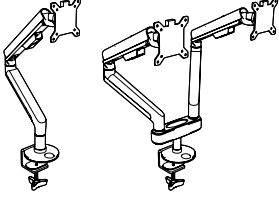
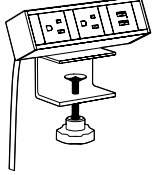

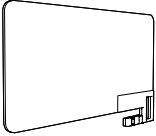
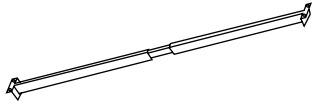
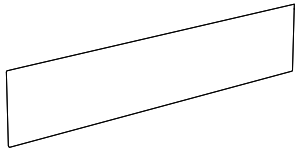
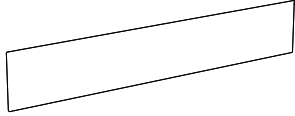
Benching – Pivit

MODEL	STANDARD FEATURES	OPTIONS & DIMENSIONS	SKU	PRICE
PIVIT - 48" X 30" SURFACE 3 Pack 	30" Open Frame Legs 30" Shared Center Legs Metal Mobile Box File 48" x 30" Worksurfaces White, Grey Ash, Café or American Cherry Laminate	Desk Set	48" Typical 4	3519
PIVIT - 60" X 30" SURFACE 3 Pack 	30" Open Frame Legs 30" Shared Center Legs Metal Mobile Box File 60" x 30" Worksurfaces Hat Channel for Each Worksurface White, Grey Ash, Café or American Cherry Laminate	Desk Set	60" Typical 4	3993
PIVIT - 72" X 30" SURFACE 3 Pack 	30" Open Frame Legs 30" Shared Center Legs Metal Mobile Box File 72" x 30" Worksurfaces Hat Channel for Each Worksurface White, Grey Ash, Café or American Cherry Laminate	Desk Set	72" Typical 4	4176
PIVIT POD 3 Pack 	48" Open Frame Leg Center Post Leg Metal Mobile BBF 120° Surface Fabric Screen White, Grey Ash, Café or American Cherry Laminate	Desk Set	Pivit Pod Typical	6520

Benching – Pivit

MODEL	STANDARD FEATURES	OPTIONS & DIMENSIONS	SKU	PRICE
PIVIT Open Frame Legs 	Silver Metal	24"	PIV-OF-24	219
		30"	PIV-OF-30	252
		48"	PIV-OF-48	420
		60"	PIV-OF-60	488
		30" Shared 36" Shared	PIV-OF-SH-30 PIV-OF-SH-36	285 319
PIVIT Acrylic Privacy Screens 	Frosted Acrylic	For 48" Surfaces	PIV-ACRY-SCRN-48	338
		For 60" Surfaces	PIV-ACRY-SCRN-60	367
		For 72" Surfaces	PIV-ACRY-SCRN-72	500
WORK SURFACES 	Work Surface Only Matching Edgeband Color (call for custom options) White/Light Grey Laminate with White Edgeband Grey Ash, Café, & American Cherry Laminates have Matching Edgebands	48 W x 24 D	WS-4824	183
		60 W x 24 D	WS-6024	229
		72 W x 24 D	WS-7224	276
		48 W x 30 D	WS-4830	230
		60 W x 30 D	WS-6030	284
		72 W x 30 D	WS-7230	345
PIVIT Power Components 		National Code Trough	PIPWRTRGHNAT40SL	279
		Chicago Code Trough	PIPWRTRGHCHI40SL	279
		National Code Infeed	ZPWRSTART72	650
		National Code 48" Jumper	ZPWRADD48	384
		National Code 60" Jumper	ZPWRADD63	384
		National Code 72" Jumper	ZPWRADD72	384
		Chicago Code J-Box	PIPWRJBOX	100
PIVIT BBF Mobile Pedestal 	Box/Box/File Pedestal Silver, Black, White Metal	15 W x 18 D x 23 H	M-BBF	482
		Cushion	ZPEDCUSH (Grade 1)	121
			Grade 2 Fabric	+30
			Grade 3 Fabric	+60
		COM Fabric	+56	
PIVIT Low Credenza 	Reversible Assembly for Left and Right Hand Storage Basic White	60 W x 20 D	LLOWREV60X20BW	905
		Cushion	LLOWCUSH (Grade 1)	133
			Grade 2 Fabric	+30
			Grade 3 Fabric	+60
			COM Fabric	+56

Accessories

MODEL	STANDARD FEATURES	OPTIONS & DIMENSIONS	SKU	PRICE
MONITOR ARMS 	360° Rotation Supports up to 18 lbs. each VESA Quick Release Mount Wire Management Slots Silver Finish Includes both Grommet & Clamp Mount	Single Arm Dual Arm	MONARM-SGL-SLV MONARM-DUAL-SLV	299 525
CLAMP-ON POWER 	2 USB ports 2 Standard Outlets White with White Cord Black with Black Cord	Standard	CLAMP-PWR-BLK CLAMP-PWR-BW	165 165
UNDERMOUNT POWER 	2 USB ports 2 Standard Outlets White with White Cord Black with Black Cord	Standard	PWR-UNDR-BLK PWR-UNDR-WHT	165 165
SLIDE-ON SCREEN 	Lightweight and Durable Fits Standard Work Surfaces Grade 1 or Grade 2 Fabric Options	24 W x 12 H	ZSLDONDIVSC	246
INTEGRATED HAT CHANNEL 	Telescoping 48" - 72" Use on Surfaces 60" and Above Black Metal	Standard	HATCHANNEL52	104
ACRYLIC MODESTY PANEL 	1/4" Frosted Acrylic Mounting Hooks	43" 55" 67"	PIV-ACRY-MOD-48 PIV-ACRY-MOD-60 PIV-ACRY-MOD-72	237 473 555
MESH MODESTY PANEL 	Lightweight & Durable Convenient Storage Pouch Black or Silver Mesh	44" 56" 68"	MP44BLACK/SILVER MP56BLACK/SILVER MP68BLACK/SILVER	40 40 40

General Information

CONTACT INFORMATION

Compel Office Furniture, 7540 Roosevelt Road, Forest Park, IL 60130

To order literature, check order status and lead times, please email or phone: customercare@compeloffice.com | 773-253-4758

ORDERING PROCEDURES

To ensure prompt delivery, all purchase orders MUST INCLUDE:

- Purchase Order Number
- Billing Address
- "Ship To" Information to include contact name & phone number
- Special Shipping Instructions (requested ship or delivery dates, ship complete or split shipments, and tags if applicable)
- Correct model numbers
- Net Pricing including any applicable shipping charges

Compel Office Furniture does not accept orders verbally. All orders need to be emailed to: customercare@compeloffice.com

ORDER CONFIRMATION

All complete orders will be acknowledged via email with ship dates upon entry of a credit approved order into our system. The acknowledgement is the final agreement between Compel Office Furniture and the customer, replacing all previous communications regarding the order.

NOTE: Please review all acknowledgements carefully and advise Compel Office Furniture of any discrepancies immediately.

CHANGES AND CANCELLATIONS

Changes and/or cancellations to orders are permitted so long as Compel Office Furniture is notified 48 hours PRIOR to scheduled/requested ship date.

TERMS AND PRICING

- Prices are list prices for shipment within the continental United States.
- Prices are subject to change without prior notice.
- Product will be billed at prices prevailing at time of placing order.
- Distribution of this price list does not itself constitute an offer to sell.
- Orders can be received only from authorized Compel Office Furniture Dealers.

PRODUCT DESIGN

Compel Office Furniture reserves the right to make changes in design, specifications and construction as well as to discontinue products without prior notice. Dimensions referenced in this book are nominal.

SHIPPING/FREIGHT

Products are priced and will be delivered based on established freight policies determined by region. Compel Office Furniture reserves the right to select the most appropriate shipping terms.

DELIVERY HOURS

Freight pricing is based on standard delivery during regular business hours (typically 8am-3pm) Monday through Friday.

SPECIAL DELIVERY SERVICES

Any charges incurred from failure to receive a shipment, rerouting while in transit, or carrier storage charges are not included in prices shown and will be billed to the "sold to" account number on the order. Detention charges may be incurred for untimely off-loading of product.

Any order requiring Special Delivery Services will incur additional charges.

All such requirements MUST be noted on the purchase order. These are services that are not included in our freight program or require the usage of specialized carriers. Examples of such Special Delivery services include:

Call Before Delivery Appointment

Minimum \$50 charge

Lift Gate

Minimum \$100 charge

Inside Delivery

Minimum \$50 charge; please request quote at time of order placement

Non-Standard Delivery Time (before 7am or after 5pm)

Contact Customer Care for charges and availability

Weekend Delivery (Friday after 5pm until 7am Monday morning)

Contact Customer Care for charges and availability

Residential Delivery

Customer Care may assist you in determining special delivery requirements as well as any additional charges that may apply

Please contact Customer Care if you are unsure if your order requires one or more of the above services.

General Information

CARRIER SELECTION

Compel Office Furniture reserves the right to select the most appropriate mode of shipment. Compel Office Furniture relinquishes all responsibility for the goods shipped upon a concise receipt from the carrier. Customer bears the risk of loss or damage during shipment.

LOSS, DAMAGE OR DELAY

Compel Office Furniture shall not be liable for loss, damage, detention or delay resulting from causes beyond its reasonable control, including but not limited to, fire, strike, weather, wreck or delay in transportation. In the event of delay due to any such cause, the delivery date will be postponed by such length of time as may be reasonably necessary to compensate for the delay.

CLAIM PROCESS FOR PRODUCT DAMAGE/SHORTAGE/CARRIER DELAY

All Compel Office Furniture products are carefully inspected and properly cartoned prior to shipment. All shipments are delivered to the transportation company in good condition. If you receive a shipment that has damage, product shortage or delivery has been delayed by the transportation carrier, **the following steps MUST be taken:**

1. Before signing for product, **make notation** of all visible damage, shortages, and/or time of truck arrival on the freight bill (Bill of Lading).
2. Contact Compel Customer Care within 15 calendar days of receipt of product to report issue. We will advise whether a freight claim will need to be filed based on the mode of transportation. Claims must be filed by dealer on Redistribution/LTL carrier shipments. Claim will be disputed if product is moved from original consignee location.
3. If claim must be filed, carrier must be contacted within 15 calendar days of receipt of product. Retain all shipping cartons for inspection by carrier agent.

NOTE: For Concealed Damage claims, please follow steps 2 and 3

CLAIM PROCESS FOR WARRANTY ISSUES

If a warranty issue is discovered, contact Customer Care immediately. To file the warranty claim, the following information is required:

- Item Code/P.O. number is mandatory; this can be found on the tag underneath the seat
- Dealer Purchase Order number or Compel Sales Order/Acknowledgement number
- Detailed description of issue with photos to support claim

Customer Care must preapprove all resolutions such as replacement units, service parts, labor and repair charges. We reserve the right to resolve the issue in the most cost effective manner. All approved resolutions will be assigned an authorization number with must be included on all replacement orders or invoices for reimbursement. Any unauthorized charges will not be the responsibility of Compel Office Furniture.

FINISH WARRANTY

Minor variations in finish color may occur due to the unique texture and grain of wood. These issues are not warranty defects and will not be the responsibility of Compel Office Furniture.

PRODUCT RETURNS

We discourage product returns due to the likelihood of damage during the return transportation. In the event a product return is necessary, we will make every attempt to help keep the product in the field. Please contact Customer Care for assistance.

If attempts to keep the product in the field are unsuccessful, Compel Office Furniture will allow returns on stocking items only with the following stipulations:

- 25% Restocking Fee
- Freight Charge prepaid by the dealer
- Product NEVER removed from the original carton/packaging
- Product must be returned within 30 days of RMA issue date
- All returns are subject to inspection prior to credit being issued; credit will not be issued if product is returned damaged

Freight damage, signs of usage, removal from original carton, or missing parts will result in no credit being issued. All returns require written authorization; any unauthorized return will not receive credit. Compel Office Furniture will not be responsible for resolving damage claims on returned product.

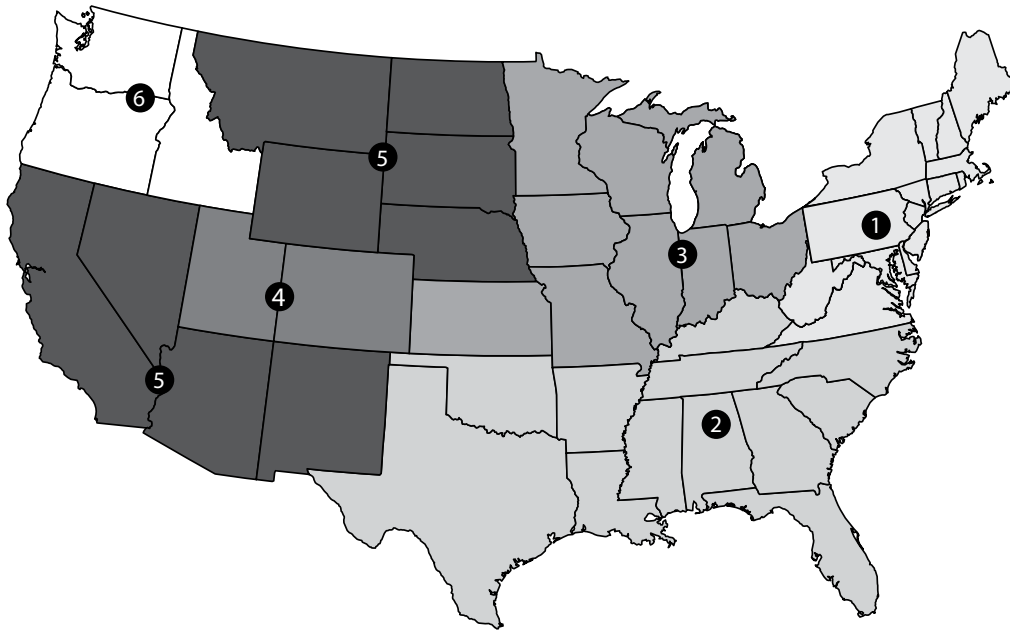
PRODUCT MODIFICATION

Any modifications made to product in the field or throughout the course of ownership will render the warranty null and void.

PRICE ADJUSTMENT POLICY

Products are subject to discontinuation and price adjustments at any time. Price adjustments, both increases, and decreases are not retroactive.

Freight Terms



ZONE 1 – NORTHEAST

NY, NJ, MA, RI, CT, ME, NH, VT, PA, MD, DE, WV, IA, DC

Monday – Designated Pool Truck Day: Free freight at \$500 NET

Any Other Day: Free freight at \$1,000 NET; if under that amount, then flat \$75

Chairs: \$20 per chair if under free freight minimum (task or conference; excluding lounge seating); Free freight on 11+ chairs

ZONE 2 – SOUTHEAST

NC, SC, GA, FL, KY, TN, AL, MS, AR, LA, OK, TX

Friday – Designated Pool Truck Day: Free freight at \$500 NET

Any Other Day: Free freight at \$1,250 NET; if under that amount, then flat \$150

Chairs: \$20 per chair if under free freight minimum (task or conference; excluding lounge seating); Free freight on 11+ chairs

ZONE 3 – MIDWEST

OH, MI, IN, IL, WI, IA, MN, MO, KS

Tuesday – Designated Pool Truck Day: Free freight at \$500 NET

Any Other Day: Free freight at \$1,000 NET; if under that amount, then flat \$150

Chairs: \$20 per chair if under free freight minimum (task or conference; excluding lounge seating); Free freight on 11+ chairs

ZONE 4 – COLORADO/UTAH

CO, UT

Wednesday – Designated Pool Truck Day: Free freight at \$500 NET

Any Other Day: Free freight at \$1,250 NET; if under that amount, then flat \$100

Chairs: \$20 per chair if under free freight minimum (task or conference; excluding lounge seating); Free freight on 11+ chairs

ZONE 5 – WEST

NM, AZ, NV, CA, WY, MT, NE, ND, SD

Wednesday – Designated Pool Truck Day: Free freight at \$500 NET

Any Other Day: Free freight at \$2,000 NET; if under that amount, then flat \$200

Chairs: \$20 per chair if under free freight minimum (task or conference; excluding lounge seating); Free freight on 11+ chairs

ZONE 6 – NORTHWEST

OR, WA, ID

Thursday – Designated Pool Truck Day: Free freight at \$500 NET

Any Other Day: Free freight at \$1,500 NET; if under that amount, then flat \$150

Chairs: \$20 per chair if under free freight minimum (task or conference; excluding lounge seating); Free freight on 11+ chairs

NOTE: The above freight terms are valid when shipping into that specific territory; if shipping outside of your territory, the freight terms for that zone apply. Any freight damage, short shipments, concealed damage, etc., MUST be reported to Compel Customer Care within 15 days of receiving.

