

# compel<sup>®</sup>






January 2020 List Pricing  
Seating | Tables | Desking | Accessories





# Table of Contents

SEATING	
Work & Conference	4
Multipurpose	7
Lounge	9
TABLES	
Conference	9
Training	10
Height-Adjustable	11
DESKING	
Pivit	12
BENCHING	
zDesk	17
Pivit	18
ACCESSORIES	23
GENERAL INFORMATION	24
FREIGHT TERMS	26






# Task & Conference Seating

MODEL	STANDARD FEATURES	OPTIONS & DIMENSIONS	SKU	PRICE
<b>DERBY</b> 	Black Mesh Back Black Fabric Upholstered Seat Seat Slider Pneumatic Height Adjustment Synchro Tilt with Lock Manual Tilt Tension Adjustment Adjustable Lumbar Support	Standard	5400	486
		Adjustable Arms	AT02	+0
		Black Base	BSHB04	+0
		Dual Casters	CAST07	+0
		Hard Surface Casters	CAST10	+77
		Grade 1 Fabric		+97
		Grade 2 Fabric		+127
		Grade 3 Fabric		+157
COM Option		+56		
<b>KUDOS</b> 	Black Mesh Back Black Fabric Upholstered Seat Pneumatic Height Adjustment Synchro Tilt with Lock Manual Tilt Tension Adjustment Adjustable Lumbar Support	Standard	5800	510
		Adjustable Arms	AT01	+0
		Black Base	BSHB01	+0
		Dual Casters	CAST01	+0
		Hard Surface Casters	CAST10	+77
		Grade 1 Fabric		+97
		Grade 2 Fabric		+127
		Grade 3 Fabric		+157
COM Option		+56		
<b>LUCKY</b> 	Black Mesh Back Black Fabric Upholstered Seat Seat Slider 4D Arms Pneumatic Height Adjustment Synchro Tilt with Lock Manual Tilt Tension Adjustment Adjustable Lumbar Support	Standard	6700	635
		Adjustable Arms	AT03	+0
		Black Base	BSHB01	+0
		Dual Casters	CAST03	+0
		Hard Surface Casters	CAST10	+77
		Grade 1 Fabric		+97
		Grade 2 Fabric		+127
		Grade 3 Fabric		+157
COM Option		+56		
Back Color Mesh Upgrade		+70		
<b>ARGOS</b> 	Black Mesh Back Black Fabric Upholstered Seat Pneumatic Height Adjustment Synchro Tilt with Lock Manual Tilt Tension Adjustment	Standard	5500	655
		Task Arms	AT04	+0
		Conference Arms	AC02	+0
		Seat Slide Mechanism	STSL01	+84
		Black Base	BSHB01	+0
		Aluminum Base	BSHA01	+110
		Dual Casters	CAST04	+0
		Hard Surface Casters	CAST10	+77
		Grade 1 Fabric		+97
		Grade 2 Fabric		+127
		Grade 3 Fabric		+157
		COM Option		+56
CAL 133 Upgrade		+130		
<b>ARGOS STOOL</b> 	Black Mesh Back Jet Faux Leather Upholstered Seat Pneumatic Height Adjustment	Standard	5505	685
		Task Arms	AT04	+0
		Black Base	BSHB01	+0
		Aluminum Base	BSHA01	+110
		Hard Surface Casters	CAST10	+77




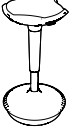



# Task & Conference Seating

MODEL	STANDARD FEATURES	OPTIONS & DIMENSIONS	SKU	PRICE
<b>NET</b> 	Black Mesh Back	Standard	5600-B-SS	785
	Black Mesh Seat	3-Way Adjustable Arms	AT06	+0
	Seat Slider	Headrest	HR02	+116
	Pneumatic Height Adjustment	Black Base	BSHB03	+0
	Synchro Tilt with Lock	Dual Casters	CAST06	+0
	Manual Tilt Tension Adjustment	Hard Surface Casters	CAST10	+77
	Fixed Lumbar Support			
<b>BRAVO</b> 	Black Mesh Back	Standard	5000	788
	Black Fabric Upholstered Seat	Task Arms	AT07	+0
	Seat Slider	Black Base	BSHB01	+0
	Pneumatic Height Adjustment	Aluminum Base	BSHA01	+110
	Synchro Tilt with Multi-Position Lock	Dual Casters	CAST04	+0
	Auto Tilt Tension Adjustment	Hard Surface Casters	CAST10	+77
	Fixed Lumbar Support	Grade 1 Fabric		+97
	Dual Casters	Grade 2 Fabric		+127
		Grade 3 Fabric		+157
		COM Option		+56
		CAL 133 Upgrade		+130







# Task & Conference Seating

MODEL	STANDARD FEATURES	OPTIONS & DIMENSIONS	SKU	PRICE
<b>MOJO</b> 	Faux Leather Pleated Seat & Back Specify Frost or Jet Upholstery Hex Fabric Available in 7 Options Pneumatic Height Adjustment Knee Tilt with Lock Manual Tilt Tension Adjustment	<b>Standard</b> Black Fixed Arms Chrome Armrests Black Base Polished Aluminum Base Dual Casters Hard Surface Casters	7130 AC03 AC04 BSLB02 BSLA01 CAST02 CAST10	634 +0 +45 +0 +90 +0 +77
<b>MAXIM LT</b> 	Faux Leather Seat Faux Leather Pleated Back Specify Frost or Jet Upholstery Pneumatic Height Adjustment Synchro Tilt with Lock Manual Tilt Tension Adjustment	<b>Standard</b> Adjustable Arms Conference Arms Black Base Polished Aluminum Base Dual Casters Hard Surface Casters	7260 AT09 AC01 BSHB01 BSHA01 CAST11 CAST10	705 +0 +0 +0 +110 +0 +77
<b>MAXIM</b> 	Leather Seat & Back Specifiy Frost or Jet Upholstery Pneumatic Height Adjustment Synchro Tilt with Lock Manual Tilt Tension Adjustment	<b>Standard</b> Adjustable Arms Conference Arms Black Base Polished Aluminum Base Dual Casters Hard Surface Casters	7160 AT09 AC01 BSHB01 BSHA01 CAST11 CAST10	932 +0 +101 +0 +110 +0 +77
<b>HUDSON</b> 	Leather Seat & Back Pneumatic Height Adjustment Integrated Arms	<b>Standard</b> Wool Upholstery Upgrade 4 Star Fixed Base 5 Star Caster Base	HUDSON	1643 +67 +0 +0
<b>ARCHER</b> 	Leather Seat & Back Pneumatic Height Adjustment Knee Tilt with Lock Manual Tilt Tension Adjustment Chrome Arms with Leather Pads	<b>Standard</b> Wool Upholstery Upgrade	ARCHER	1667 +64

# Multipurpose Seating

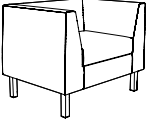
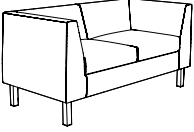
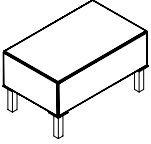


MODEL	STANDARD FEATURES	OPTIONS & DIMENSIONS	SKU	PRICE
<b>MATCH</b> 	Mesh Back Available in Black, Steel, and Silver Black Fabric Upholstered Seat Black Frame	Standard Grade 1 Fabric Grade 2 Fabric Grade 3 Fabric COM Option Dual Casters CAL 133 Upgrade	9100      MOBILE	218 +97 +127 +157 +56 +0 +120
<b>FILA</b> 	Poly Grey Seat & Poly White Back Grey Frame  *Optional Grey Back Call for availability	Standard Cushion Seat (Grade 1) Cushion Seat (Grade 2) Cushion Seat (Grade 3) COM Fabric Storage Cart	9200	268 +129 +159 +189 +56 +422
<b>SPEEDY</b> 	Black Mesh Back Black Fabric Upholstered Seat Black Frame Fixed or Dual Casters (Both Included)	Standard Grade 1 Fabric Grade 2 Fabric Grade 3 Fabric COM Option	6300	333 +97 +127 +157 +56
<b>POGO</b> 	Black Fabric Upholstered Seat Pneumatic Height Adjustment 360° Swivel Seat Black Base	Standard Grade 1 Fabric Grade 2 Fabric Grade 3 Fabric COM Option	2000	340 +0 +37 +67 +35
<b>DOT</b> 	Available in 5 Colors Persimmon Coal Flannel Peat Ocean	Standard - Active Base Standard - Static Base	DOT-ACT DOT-STA	437 +0
<b>ZIGGY</b> 	Black Mesh Reclining Back Black Fabric Upholstered Seat Flip-Up Seat Silver Frame Dual Casters	Standard Tablet Arm Grade 1 Fabric Grade 2 Fabric Grade 3 Fabric COM Option CAL 133 Upgrade	6400	499 +110 +97 +127 +157 +56 +114
<b>LARK</b> 	Fully Upholstered Shell with Integrated Arms Available in Stone or Pewter Shell with 8 Cushion Color Options Natural Wood or Matte Black Legs Removeable Cushion	Standard Grade 1 Fabric Grade 2 Fabric Grade 3 Fabric COM Option	LARK	995 +147 +177 +207 +106

# Multipurpose Seating

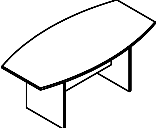

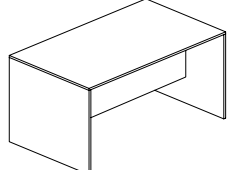

MODEL	STANDARD FEATURES	OPTIONS & DIMENSIONS	SKU	PRICE
<b>KONNEKT</b> 	Black Poly Seat with Black Frame White Poly Seat with Chrome Frame	Standard	9400	185
		Dolly Cart (stacks 20) Stool Height Base	9450	+214 +100
<b>SOFIE - SLED</b> 	Black/White/Grey Poly Shell Chrome Sled Base Sled Base Stacks 8 High	Standard	SOFIE	349
		Sled Base	SOF-BASE-SLED	+0
		Stool Height Base	SOF-BASE-STOOL	+149
		Integrated Cushion	SOF-SHELL-BLKCUSH	+35
		Grade 1 Fabric		+97
		Grade 2 Fabric		+127
		Grade 3 Fabric COM Option		+157 +56
<b>SOFIE - 4 STAR</b> 	Black/White/Grey Poly Shell Chrome 4 Star Static Base	Standard	SOFIE	550
		4 Star Base	SOF-BASE-FIXED	+0
		Chrome Arms	SOF-ARMPAIR	+96
		Integrated Cushion	SOF-SHELL-BLKCUSH	+35
		Grade 1 Fabric		+97
		Grade 2 Fabric		+127
		Grade 3 Fabric COM Option		+157 +56
<b>SOFIE - 5 STAR</b> 	Black/White/Grey Poly Shell Chrome 5 Star Caster Base	Standard	SOFIE	550
		5 Star Base	SOF-BASE-MOB	+0
		Chrome Arms	SOF-ARMPAIR	+96
		Integrated Cushion	SOF-SHELL-BLKCUSH	+35
		Grade 1 Fabric		+97
		Grade 2 Fabric		+127
		Grade 3 Fabric COM Option		+157 +56
<b>SOFIE - WOOD LEG</b> 	Black/White/Grey Poly Shell Wood Legs	Standard	SOFIE	472
		Wood Legs	SOFIE-BASE-WDLEG	+0
		Chrome Arms	SOF-ARMPAIR	+96
		Integrated Cushion	SOF-SHELL-BLKCUSH	+35
		Grade 1 Fabric		+97
		Grade 2 Fabric		+127
		Grade 3 Fabric COM Option		+157 +56
<b>CAFFERY</b> 	Black Base Bar and Counter Height Available in 6 Colors	Standard - Bar Height	CAFFERY	433
		Standard - Counter Height	CAFFERY	403



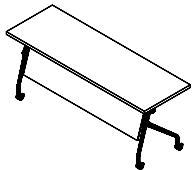



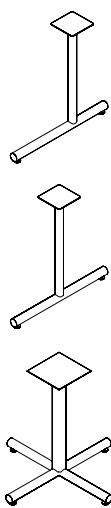
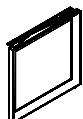
# Lounge Seating

MODEL	STANDARD FEATURES	OPTIONS & DIMENSIONS	SKU	PRICE
<b>ZOEY Chair</b> 	Dove Grey Faux Leather	32 W x 27 D x 28 H	11800	1230
<b>ZOEY Loveseat</b> 	Dove Grey Faux Leather	52 W x 27 D x 28 H	21800	2029
<b>ZOEY Ottoman</b> 	Dove Grey Faux Leather	30 W x 19 D x 16 H	11801	550
<b>DRAPER</b> 	Fully Upholstered Shell with Integrated Arms Slate Grey Shell Removeable Cushion Available in 7 Standard Colors Low Chrome Base Swivel Mechanism	Standard Grade 1 Fabric Grade 2 Fabric Grade 3 Fabric COM Option	DRAPER	1290 +147 +177 +207 +106
<b>MIA</b> 	Modular Design, Pick Frame, Seat, Arms and Back  8 Color Options, Mix and Match  Black Frame	Colors Available: Aegean Bark Boysenberry Fog Honeydew Midnight Sand Smoke	MIA-ARM MIA-BACK MIA-SEAT  MIA-FRM-S MIA-FRM-D MIA-FRM-T	386 510 536  303 429 518

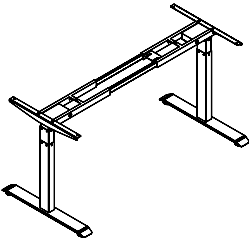
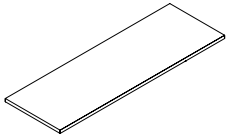

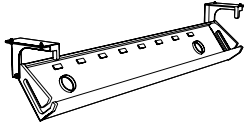
# Conference Tables

MODEL	STANDARD FEATURES	OPTIONS & DIMENSIONS	SKU	PRICE	
<b>PIVIT</b> Conference Table with Panel Base 	White, Grey Ash, Café or American Cherry Laminate	72 W x 36 D x 29 H	P-LCT-72	662	
		96 W x 48 D x 29 H	P-LCT-96	888	
		120 W x 48 D x 29 H	P-LCT-120	1229	
<b>PIVIT</b> Round Table with Panel Base 	White, Grey Ash, Café or American Cherry Laminate	42" Round x 29 H	P-LCT-42R	449	
<b>PIVIT</b> Collaboration Table 	White, Grey Ash, Café or American Cherry Laminate	72 W x 42 D x 42 H	P-LCBT-SHELL P-LCBT-MOD	1311	
<b>PIVIT</b> Open Frame Conference Table 	Black or Silver Open Frame Pivit Legs				
	In Stock Laminate Options: American Cherry, Cafe, Basic White, Grey Ash	96 W x 48 D x 29 H	PIV-CT-OF-96	2200	
		120 W x 48 D x 29 H	PIV-CT-OF-120	2640	
		144 W x 48 D x 29 H	PIV-CT-OF-144	3100	
	Made To Order Laminates: Any Wilsonart Standard	96 W x 48 D x 29 H			2860
		120 W x 48 D x 29 H			3432
144 W x 48 D x 29 H				4030	

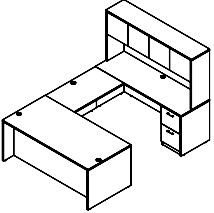
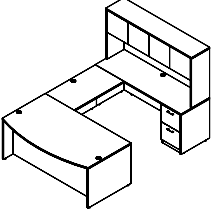
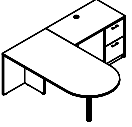
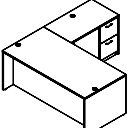
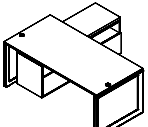
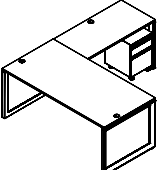
# Training Tables

MODEL	STANDARD FEATURES	OPTIONS & DIMENSIONS	SKU	PRICE
<b>GURU Base</b> 	Base Only One-button Flip Mechanism Integral Modesty Panel Locking Casters	60 W x 24 D x 29 H	LGGU60	907
		72 W x 24 D x 29 H	LGGU72	982
		Ganging Brackets (pair)	GNGBRK	+13
		Use with 24" or 30" Deep Tops		
<b>FLIKK Base</b> 	Base Only Simple Flip & Nest Mechanism Integrated Wire Management Silver Powder Coat Paint Locking Casters	48 W x 24 D x 29 H	FLIKK-48	835
		60 W x 24 D x 29 H	FLIKK-60	874
		72 W x 24 D x 29 H	FLIKK-72	910
		Ganging Brackets (pair)	GNGBRK	+13
Use with 24" or 30" Deep Tops				
<b>MOBIUS Base</b> 	Base Only Simple Flip & Nest Mechanism Silver Powder Coat Paint Locking Casters	48 W x 24 D x 29 H	LGMO48	512
		60 W x 24 D x 29 H	LGMO60	536
		72 W x 24 D x 29 H	LGMO72	569
		Ganging Brackets (pair)	GNGBRK	+13
Use with 24" or 30" Deep Tops				
<b>NIFTY Base</b> 	Base Only Simple Flip & Nest Mechanism Silver Powder Coat Paint Locking Casters	48 W x 24 D x 29 H	LGNF48	229
		60 W x 24 D x 29 H	LGNF60	257
		72 W x 24 D x 29 H	LGNF72	286
		Ganging Brackets (pair)	GNGBRK	+13
Use with 24" or 30" Deep Tops				
<b>GEO Base</b> 	Base Only Durable Powder Coat Finish Silver or Black Thick Wall Tubing & Mounting Plate C-Legs / T-Legs / X Bases / Folding	C-Legs (Standard Table Height for 24" & 30" tops)		
		24"	LGSEC24	115
		24" with Casters	LGSEC24M	120
		30"	LGSEC30	125
		30" with Casters	LGSEC30M	130
		T-Legs (Standard Table Height for 24" & 30" tops)		
		24"	LGGET24	115
		24" with Casters	LGGET24M	120
		30"	LGGET30	125
		30" with Casters	LGGET30M	130
		X-Bases (for round top)		
		36 W x 30 H	LGSEX3630	230
		42 W x 30 H	LGSEX4230	235
42 W x 42 H	LGSEX4242	250		
Ganging Brackets (pair)	GNGBRK	+13		
<b>PIVIT</b> Open Frame Legs 		24"	LGPIOF24	219
		30"	LGPIOF30	252
		36"	LGPIOF36	286

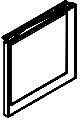
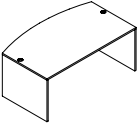
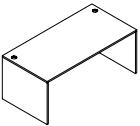
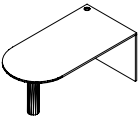
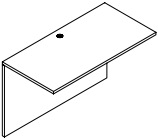
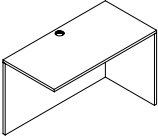
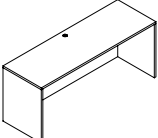
# Height Adjustable Tables

MODEL	STANDARD FEATURES	OPTIONS & DIMENSIONS	SKU	PRICE
<b>HI-LO Base</b> 	Base Only Telescoping Frame Accommodates Surfaces from 48"- 72" Silver White or Black Powder Coat Finish Dual-Motor with 350 lb. Lifting Capacity Height Range from 24"- 50" One-touch Control / 4 Height Presets Lifts at 1.5" / Seconds	2 Leg	HL-T2	1143
		3 Leg Conversion Kit	HL-T3-CON	707
<b>WORK SURFACE</b> For Training & Height Adjustable Table Bases 	Work Surface Only Matching Edgeband Color (call for custom options) White/Light Grey Laminate with White Edgeband Grey Ash, American Cherry & Café Laminates have Matching Edgebands	48 W x 24 D	WS-4824	183
		60 W x 24 D	WS-6024	229
		72 W x 24 D	WS-7224	276
		48 W x 30 D	WS-4830	230
		60 W x 30 D	WS-6030	284
		72 W x 30 D	WS-7230	345
	42" Round	WS-42R	290	
<b>VERTEBRAE</b> Cable Management 	4 Channels for Easy Cable Management Perfect for Height Adjustable Solutions	Silver Vertebrae	VERTEBRASL50	71
		White Vertebrae	VERTEBRABW50	71
<b>TROUGH</b> Cable Management 	Flip Down Trough for Wire Management Pre-Cut Grommets	Silver Trough	CABLETROUGHSL	98
		White Trough	CABLETROUGHBW	98

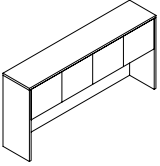
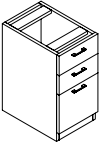
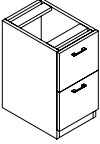
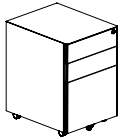
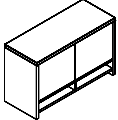
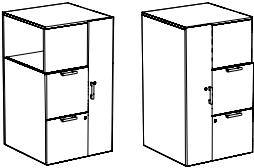
# Desking – Pivit

MODEL	STANDARD FEATURES	OPTIONS & DIMENSIONS	SKU	PRICE
<b>PIVIT</b> U Shape Straight Front Desk Set 	72" Straight Front Desk 72" Credenza 42" Bridge 72" Hutch with doors BBF Pedestal FF Pedestal White, Grey Ash, Café or American Cherry Laminate	Desk Set	DESK SET 1	2658
<b>PIVIT</b> U Shape Bow Front Desk Set 	72" Bow Front Desk 72" Credenza 42" Bridge 72" Hutch with doors BBF Pedestal FF Pedestal White, Grey Ash, Café or American Cherry Laminate	Desk Set	DESK SET 2	2715
<b>PIVIT</b> L Shape Bullet Top Desk Set 	72" Bullet Top Desk 42" Return BBF Pedestal White, Grey Ash, Café or American Cherry Laminate	Desk Set	DESK SET 3	1294
<b>PIVIT</b> L Shape Straight Front Desk Set 	72" Straight Front Desk 42" Return BBF Pedestal FF Pedestal White, Grey Ash, Café or American Cherry Laminate	Desk Set	DESK SET 4	1733
<b>PIVIT</b> Straight Front Desk Set 	72" Straight Front Desk Low Credenza with Cushion (White Only) Open Frame Legs White, Grey Ash, Café or American Cherry Laminate	Desk Set	DESK SET 5	1991
<b>PIVIT</b> Straight Front Desk Set 	72" Straight Front Desk 48" Return Mobile Metal Box File Open Frame Legs White, Grey Ash, Café or American Cherry Laminate	Desk Set	DESK SET 6	1881

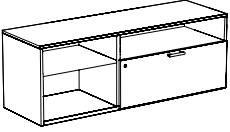


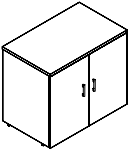
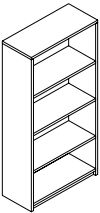
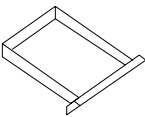
# Desking – Pivit

MODEL	STANDARD FEATURES	OPTIONS & DIMENSIONS	SKU	PRICE
<b>PIVIT</b> Open Frame Legs 		24"	LGPIOF24	219
		30"	LGPIOF30	252
		36"	LGPIOF36	286
		60"	LGPIOF60	488
<b>PIVIT</b> Bow Front Desk 	White, Grey Ash, Café or American Cherry Laminate	72 W x 42 D x 29 H (base)	P-LDBF-7242-BASE	253
		72 W x 42 D (top)	P-LDBF-7242-TOP	319
<b>PIVIT</b> Straight Front Desk 	White, Grey Ash, Café or American Cherry Laminate	72 W x 36 D x 29 H (base)	P-LD-7236-BASE	242
		72 W x 36 D (top)	P-LD-7236-TOP	274
		66 W x 30 D x 29 H (base)	P-LD-6630-BASE	213
		66 W x 30 D (top)	P-LD-6630-TOP	228
		60 W x 30 D x 29 H (base)	P-LD-6030-BASE	201
		60 W x 30 D (top)	P-LD-6030-TOP	224
		48 W x 30 D x 29 H (base)	P-LD-4830-BASE	197
48 W x 30 D (top)	P-LD-4830-TOP	188		
<b>PIVIT</b> Bullet Top Desk 	White, Grey Ash, Café or American Cherry Laminate	72 W x 36 D x 29 H (base)	P-LDB-7236-BASE	243
		72 W x 36 D (top)	P-LDB-7236-TOP	273
		66 W x 30 D x 29 H (base)	P-LDB-6630-BASE	212
		66 W x 30 D (top)	P-LDB-6630-TOP	225
<b>PIVIT</b> Bridge 	White, Grey Ash, Café or American Cherry Laminate	48 W x 24 D x 29 H (base)	P-LB-48-BASE	136
		48 W x 24 D (top)	P-LB-48-TOP	138
		42 W x 24 D x 29 H (base)	P-LB-42-BASE	128
		42 W x 24 D (top)	P-LB-42-TOP	130
<b>PIVIT</b> Universal Return 	White, Grey Ash, Café or American Cherry Laminate	48 W x 24 D x 29 H (base)	P-LRU-4824-BASE	184
		48 W x 24 D (top)	P-LRU-4824-TOP	127
		42 W x 24 D x 29 H (base)	P-LRU-4224-BASE	161
		42 W x 24 D (top)	P-LRU-4224-TOP	121
<b>PIVIT</b> Credenza Shell 	White, Grey Ash, Café or American Cherry Laminate	72 W x 24 D x 29 H (base)	P-LC-7224-BASE	207
		72 W x 24 D (top)	P-LC-7224-TOP	202
		66 W x 24 D x 29 H (base)	P-LC-6624-BASE	202
		66 W x 24 D (top)	P-LC-6624-TOP	190

# Desking – Pivit

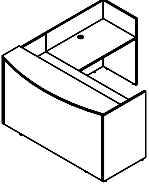
MODEL	STANDARD FEATURES	OPTIONS & DIMENSIONS	SKU	PRICE
<b>PIVIT</b> Hutch with Doors 	White, Grey Ash, Café or American Cherry Laminate	72 W x 15 D x 41 H	P-LH-7236	550
		66 W x 15 D x 41 H	P-LH-6636	539
		71" Tackboard	I-CH-TB-71	204
		65" Tackboard	I-CH-TB-65	173
<b>PIVIT</b> BBF Pedestal 	Box / Box / File Pedestal White, Grey Ash, Café or American Cherry Laminate	16 W x 22 D x 28 H	P-LP-BBF	469
<b>PIVIT</b> FF Pedestal 	File / File Pedestal White, Grey Ash, Café or American Cherry Laminate	16 W x 22 D x 28 H	P-LP-FF	457
<b>PIVIT</b> BBF Mobile Pedestal 	Box/Box/File Pedestal Silver, Black, White Metal	15 W x 18 D x 23 H	M-BBF	482
		Cushion	ZPEDCUSH (Grade 1)	121
			Grade 2 Fabric	+30
			Grade 3 Fabric	+60
		COM Fabric	+56	
<b>PIVIT</b> Overhead Storage 	Storage Slots Matches Hutch White, Grey Ash, Café or American Cherry Laminate	37 W x 14 D x 24 H	P-LOH-36	516
		37" Tackboard	I-CH-37	126
<b>PIVIT</b> Storage Towers 	File/File, Wardrobe Storage and Bookshelf White Laminate Left or Right Handed	24 W x 24 D x 42 H (right handed)	ZSTORTWRR	1394
		24 W x 24 D x 42 H (left handed)	ZSTORTWRL	1394

# Desking – Pivit

MODEL	STANDARD FEATURES	OPTIONS & DIMENSIONS	SKU	PRICE
<b>PIVIT</b> Low Credenza 	Reversible Assembly for Left and Right Hand Storage Basic White	60 W x 20 D	LLOWREV60X20BW	905
		Cushion	LLOWCUSH (Grade 1)	133
			Grade 2 Fabric	+30
			Grade 3 Fabric	+60
			COM Fabric	+56
<b>PIVIT</b> Lateral File - No Top 	White, Grey Ash, Café or American Cherry Laminate	34 W x 22 D x 28 H	P-LLF-2-35-TS	736
<b>PIVIT</b> Lateral File 	White, Grey Ash, Café or American Cherry Laminate	36 W x 24 D x 29 H	P-LLF-2-36	828
<b>PIVIT</b> Storage Cabinets 	White, Grey Ash, Café or American Cherry Laminate	36 W x 24 D x 29 H	P-LSC-3629	467
		36 W x 24 D x 36 H	P-LSC-3636	575
		36 W x 24 D x 66 H	P-LSC-3666	839
<b>PIVIT</b> Book Cases 	White, Grey Ash, Café or American Cherry Laminate	32 W x 14 D x 66 H	P-LBC-3266	513
		32 W x 14 D x 48 H	P-LBC-3248	395
<b>PIVIT</b> Pencil Drawer 	White, Grey Ash, Café or American Cherry Laminate	Standard	P-LPD-21	134



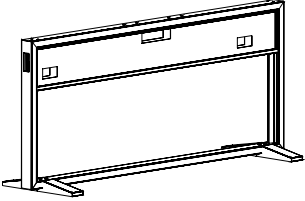

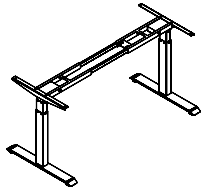
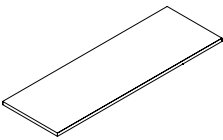
# Desking – Pivit

MODEL	STANDARD FEATURES	OPTIONS & DIMENSIONS	SKU	PRICE
<b>PIVIT</b> Reception Desk Shell 	White, Grey Ash, Café or American Cherry Laminate	72 W x 36 D x 42 H (base)	P-LDR-7236-BASE	426
		72 W x 36 D x 42 H (top)	P-LDR-7236-TOP	389
		Universal Return		
		42 W x 24 D x 42 H (base)	P-LRR-4224-BASE	374
		42 W x 24 D x 42 H (top)	P-LRR-4224-TOP	144

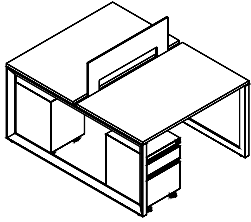
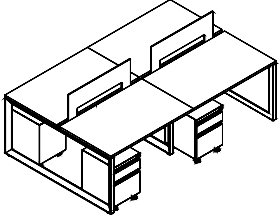
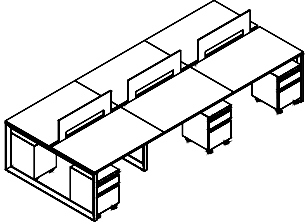
# Benching - zDesk

Please contact customer care ([customercare@compeloffice.com](mailto:customercare@compeloffice.com)) for pricing and specification services related to zDesk.

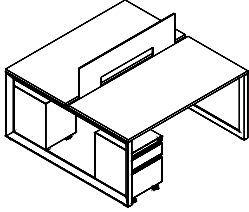
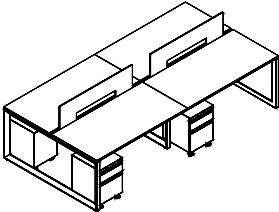
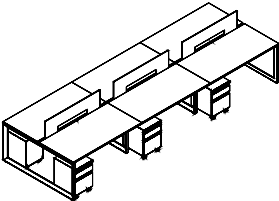
# Benching - HiLo Hub

MODEL	STANDARD FEATURES	OPTIONS & DIMENSIONS	SKU	PRICE
<b>HILO HUB</b> Hub Frame  	Basic White, Silver or Black Frame  48", 60", 72" Lengths  Available With or Without Laminate Inserts	48" Hub W/ Laminate Inserts	HILOHUB-FRM-48	1382 +380
		60" Hub W/ Laminate Inserts	HILOHUB-FRM-60	1473 +468
		72" Hub W/ Laminate Inserts	HILOHUB-FRM-72	1564 +560
<b>HILO HUB</b> Screen Options  	Available in 3 Heights  Available with any of our reupholstery options.	Single Bracket	HILOHUB-SCR-BRKT-S	136
		Double Bracket	HILOHUB-SCR-BRKT-D	160
		48" W x 28" H	HILOHUBFBRSCR4828	202
		48" W x 34" H	HILOHUBFBRSCR4834	269
		48" W x 40" H	HILOHUBFBRSCR4840	338
		60" W x 28" H	HILOHUBFBRSCR6028	370
		60" W x 34" H	HILOHUBFBRSCR6034	437
		60" W x 40" H	HILOHUBFBRSCR6040	504
		72" W x 28" H	HILOHUBFBRSCR7228	538
		72" W x 34" H	HILOHUBFBRSCR7234	605
	72" W x 40" H	HILOHUBFBRSCR7240	672	
	Upgrade to Grade 2 Fabric		+45	
	Upgrade to Grade 3 Fabric		+90	
<b>HILO HUB</b> Power Components	National and Chicago Code Power Options Available	National Code Infeed	ZPWRSTART72	650
		National Code 48" Jumper	ZPWRADD48	384
		National Code 60" Jumper	ZPWRADD63	384
		National Code 72" Jumper	ZPWRADD72	384
		Chicago Code J-Box	PIPWRJBOX	100
<b>HI-LO</b> Base  	See page 11 for Standard Features	2 Leg	HL-T2	1143
		3 Leg Conversion Kit	HL-T3-CON	707
		White	-WHITE	
		Silver	-SILVER	
	Black	-BLACK		
<b>WORK SURFACE</b> For Training & Height Adjustable Table Bases  	Work Surface Only Matching Edgeband Color (call for custom options) White/Light Grey Laminate with White Edgeband Grey Ash, American Cherry & Café Laminates have Matching Edgebands	48 W x 24 D	WS-4824	183
		60 W x 24 D	WS-6024	229
		72 W x 24 D	WS-7224	276
		48 W x 30 D	WS-4830	230
		60 W x 30 D	WS-6030	284
		72 W x 30 D	WS-7230	345

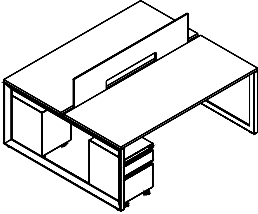
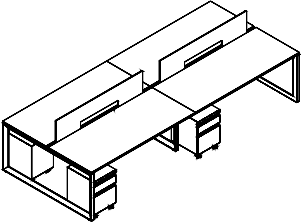
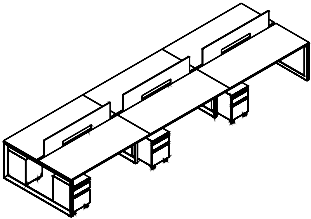
# Benching – Pivit

MODEL	STANDARD FEATURES	OPTIONS & DIMENSIONS	SKU	PRICE
<b>PIVIT - 48" X 30" SURFACE</b> 2 Pack 	60" Open Frame Legs Power Trough Metal Mobile Box File Acrylic Privacy Screen 48" x 30" Worksurfaces White, Grey Ash, Café or American Cherry Laminate	Desk Set	48" Typical 1	3873
<b>PIVIT - 48" X 30" SURFACE</b> 4 Pack 	60" Open Frame Legs 36" Shared Center Legs Power Trough Metal Mobile Box File Acrylic Privacy Screen 48" x 30" Worksurfaces White, Grey Ash, Café or American Cherry Laminate	Desk Set	48" Typical 2	6823
<b>PIVIT - 48" X 30" SURFACE</b> 6 Pack 	60" Open Frame Legs 36" Shared Center Legs Power Trough Metal Mobile Box File Acrylic Privacy Screen 48" x 30" Worksurfaces White, Grey Ash, Café or American Cherry Laminate	Desk Set	48" Typical 3	9773

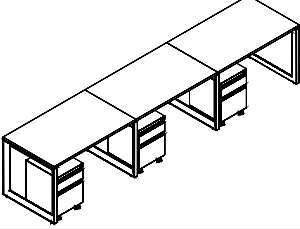
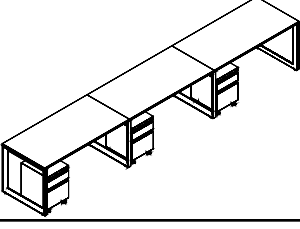
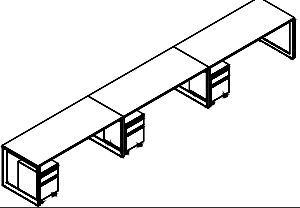

# Benching – Pivit

MODEL	STANDARD FEATURES	OPTIONS & DIMENSIONS	SKU	PRICE
<b>PIVIT - 60" X 30" SURFACE</b> 2 Pack  	60" Open Frame Legs Power Trough Metal Mobile Box File Acrylic Privacy Screen 60" x 30" Worksurfaces Hat Channel for Each Worksurface White, Grey Ash, Café or American Cherry Laminate	Desk Set	60" Typical 1	4218
<b>PIVIT - 60" X 30" SURFACE</b> 4 Pack  	60" Open Frame Legs 36" Shared Center Legs Power Trough Metal Mobile Box File Acrylic Privacy Screen 60" x 30" Worksurfaces Hat Channel for Each Worksurface White, Grey Ash, Café or American Cherry Laminate	Desk Set	60" Typical 2	7513
<b>PIVIT - 60" X 30" SURFACE</b> 6 Pack  	60" Open Frame Legs 36" Shared Center Legs Power Trough Metal Mobile Box File Acrylic Privacy Screen 60" x 30" Worksurfaces Hat Channel for Each Worksurface White, Grey Ash, Café or American Cherry Laminate	Desk Set	60" Typical 3	10808

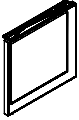
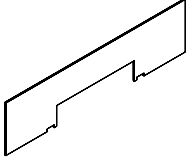
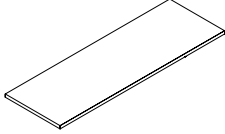
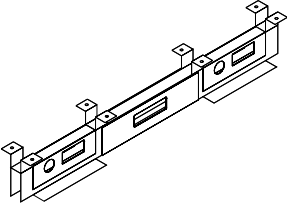
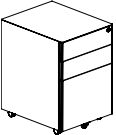
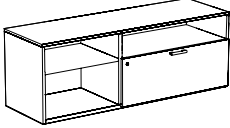
# Benching – Pivit

MODEL	STANDARD FEATURES	OPTIONS & DIMENSIONS	SKU	PRICE
<b>PIVIT - 72" X 30" SURFACE</b> 2 Pack 	60" Open Frame Legs Power Trough Metal Mobile Box File Acrylic Privacy Screen 72" x 30" Worksurfaces Hat Channel for Each Worksurface White, Grey Ash, Café or American Cherry Laminate	Desk Set	72" Typical 1	4473
<b>PIVIT - 72" X 30" SURFACE</b> 4 Pack 	60" Open Frame Legs 36" Shared Center Legs Power Trough Metal Mobile Box File Acrylic Privacy Screen 72" x 30" Worksurfaces Hat Channel for Each Worksurface White, Grey Ash, Café or American Cherry Laminate	Desk Set	72" Typical 2	8023
<b>PIVIT - 72" X 30" SURFACE</b> 6 Pack 	60" Open Frame Legs 36" Shared Center Legs Power Trough Metal Mobile Box File Acrylic Privacy Screen 72" x 30" Worksurfaces Hat Channel for Each Worksurface White, Grey Ash, Café or American Cherry Laminate	Desk Set	72" Typical 3	11653

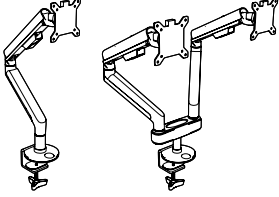
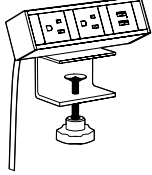
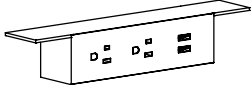
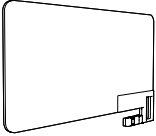
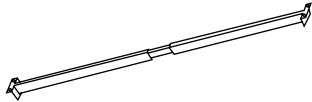
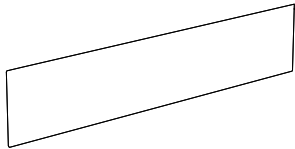
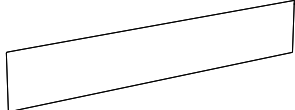
# Benching – Pivit

MODEL	STANDARD FEATURES	OPTIONS & DIMENSIONS	SKU	PRICE
<b>PIVIT - 48" X 30" SURFACE</b> 3 Pack 	30" Open Frame Legs 30" Shared Center Legs Metal Mobile Box File 48" x 30" Worksurfaces White, Grey Ash, Café or American Cherry Laminate	Desk Set	48" Typical 4	3519
<b>PIVIT - 60" X 30" SURFACE</b> 3 Pack 	30" Open Frame Legs 30" Shared Center Legs Metal Mobile Box File 60" x 30" Worksurfaces Hat Channel for Each Worksurface White, Grey Ash, Café or American Cherry Laminate	Desk Set	60" Typical 4	3993
<b>PIVIT - 72" X 30" SURFACE</b> 3 Pack 	30" Open Frame Legs 30" Shared Center Legs Metal Mobile Box File 72" x 30" Worksurfaces Hat Channel for Each Worksurface White, Grey Ash, Café or American Cherry Laminate	Desk Set	72" Typical 4	4176
<b>PIVIT POD</b> 3 Pack 	48" Open Frame Leg Center Post Leg Metal Mobile BBF 120° Surface Fabric Screen White, Grey Ash, Café or American Cherry Laminate	Desk Set	Pivit Pod Typical	6520

# Benching – Pivit

MODEL	STANDARD FEATURES	OPTIONS & DIMENSIONS	SKU	PRICE
<b>PIVIT</b> Open Frame Legs 	Silver Metal	24"	LGPIOF24	219
		30"	LGPIOF30	252
		48"	LGPIOF48	420
		60"	LGPIOF60	488
		30" Shared 36" Shared	LGPIOFSH30 LGPIOFSH36	285 319
<b>PIVIT</b> Acrylic Privacy Screens 	Frosted Acrylic	For 48" Surfaces	PACRSCR48	338
		For 60" Surfaces	PACRSCR60	367
		For 72" Surfaces	PACRSCR72	500
<b>WORK SURFACES</b> 	Work Surface Only	48 W x 24 D	WS-4824	183
	Matching Edgeband Color (call for custom options)	60 W x 24 D	WS-6024	229
		72 W x 24 D	WS-7224	276
	White/Light Grey Laminate with White Edgeband	48 W x 30 D	WS-4830	230
	Grey Ash, Café, & American Cherry Laminates have Matching Edgebands	60 W x 30 D	WS-6030	284
		72 W x 30 D	WS-7230	345
<b>PIVIT</b> Power Components 		National Code Trough	PIPWRTRGHNAT40SL	279
		Chicago Code Trough	PIPWRTRGHCHI40SL	279
		National Code Infeed	ZPWRSTART72	650
		National Code 48" Jumper	ZPWRADD48	384
		National Code 60" Jumper	ZPWRADD63	384
		National Code 72" Jumper	ZPWRADD72	384
		Chicago Code J-Box	PIPWRJBOX	100
<b>PIVIT</b> BBF Mobile Pedestal 	Box/Box/File Pedestal Silver, Black, White Metal	15 W x 18 D x 23 H	M-BBF	482
		Cushion	ZPEDCUSH (Grade 1)	121
			Grade 2 Fabric	+30
			Grade 3 Fabric	+60
	COM Fabric	+56		
<b>PIVIT</b> Low Credenza 	Reversible Assembly for Left and Right Hand Storage Basic White	60 W x 20 D	LLOWREV60X20BW	905
		Cushion	LLOWCUSH (Grade 1)	133
			Grade 2 Fabric	+30
			Grade 3 Fabric	+60
			COM Fabric	+56

# Accessories

MODEL	STANDARD FEATURES	OPTIONS & DIMENSIONS	SKU	PRICE
<b>MONITOR ARMS</b> 	360° Rotation Supports up to 18 lbs. each VESA Quick Release Mount Wire Management Slots Silver Finish Includes both Grommet & Clamp Mount	Single Arm Dual Arm	MA20ISINGLE MA20IDUAL	299 525
<b>CLAMP-ON POWER</b> 	2 USB ports 2 Standard Outlets White with White Cord Black with Black Cord	Standard	CLAMP-PWR-BLK CLAMP-PWR-BW	165 165
<b>UNDERMOUNT POWER</b> 	2 USB ports 2 Standard Outlets White with White Cord Black with Black Cord	Standard	UNDRMNT-PWR-BLK UNDRMNT-PWR-BW	165 165
<b>SLIDE-ON SCREEN</b> 	Lightweight and Durable Fits Standard Work Surfaces Grade 1 or Grade 2 Fabric Options	24 W x 12 H	ZSLDONDIVSC	246
<b>INTEGRATED HAT CHANNEL</b> 	Telescoping 48" - 72" Use on Surfaces 60" and Above Black Metal	Standard	HATCHANNEL52	104
<b>ACRYLIC MODESTY PANEL</b> 	1/4" Frosted Acrylic Mounting Hooks	43" 55" 67"	PACRMOD48 PACRMOD60 PACRMOD72	237 473 555
<b>MESH MODESTY PANEL</b> 	Lightweight & Durable Convenient Storage Pouch Black or Silver Mesh	44" 56" 68"	MP44BLACK/SILVER MP56BLACK/SILVER MP68BLACK/SILVER	40 40 40



# General Information

---

## CONTACT INFORMATION

Compel Office Furniture, 7540 Roosevelt Road, Forest Park, IL 60130

To order literature, check order status and lead times, please email or phone: [customercare@compeloffice.com](mailto:customercare@compeloffice.com) | 773-253-4758

## ORDERING PROCEDURES

To ensure prompt delivery, all purchase orders MUST INCLUDE:

- Purchase Order Number
- Billing Address
- "Ship To" Information to include contact name & phone number
- Special Shipping Instructions (requested ship or delivery dates, ship complete or split shipments, and tags if applicable)
- Correct model numbers
- Net Pricing including any applicable shipping charges

Compel Office Furniture does not accept orders verbally. All orders need to be emailed to: [customercare@compeloffice.com](mailto:customercare@compeloffice.com)

## ORDER CONFIRMATION

All complete orders will be acknowledged via email with ship dates upon entry of a credit approved order into our system. The acknowledgement is the final agreement between Compel Office Furniture and the customer, replacing all previous communications regarding the order.

NOTE: Please review all acknowledgements carefully and advise Compel Office Furniture of any discrepancies immediately.

## CHANGES AND CANCELLATIONS

Changes and/or cancellations to orders are permitted so long as Compel Office Furniture is notified 48 hours PRIOR to scheduled/requested ship date.

## TERMS AND PRICING

- Prices are list prices for shipment within the continental United States.
- Prices are subject to change without prior notice.
- Product will be billed at prices prevailing at time of placing order.
- Distribution of this price list does not itself constitute an offer to sell.
- Orders can be received only from authorized Compel Office Furniture Dealers.

## PRODUCT DESIGN

Compel Office Furniture reserves the right to make changes in design, specifications and construction as well as to discontinue products without prior notice. Dimensions referenced in this book are nominal.

## SHIPPING/FREIGHT

Products are priced and will be delivered based on established freight policies determined by region. Compel Office Furniture reserves the right to select the most appropriate shipping terms.

## DELIVERY HOURS

Freight pricing is based on standard delivery during regular business hours (typically 8am-3pm) Monday through Friday.

## SPECIAL DELIVERY SERVICES

Any charges incurred from failure to receive a shipment, rerouting while in transit, or carrier storage charges are not included in prices shown and will be billed to the "sold to" account number on the order. Detention charges may be incurred for untimely off-loading of product.

Any order requiring Special Delivery Services will incur additional charges.

All such requirements MUST be noted on the purchase order. These are services that are not included in our freight program or require the usage of specialized carriers. Examples of such Special Delivery services include:

### Call Before Delivery Appointment

Minimum \$50 charge

### Lift Gate

Minimum \$100 charge

### Inside Delivery

Minimum \$50 charge; please request quote at time of order placement

### Non-Standard Delivery Time (before 7am or after 5pm)

Contact Customer Care for charges and availability

### Weekend Delivery (Friday after 5pm until 7am Monday morning)

Contact Customer Care for charges and availability

### Residential Delivery

Customer Care may assist you in determining special delivery requirements as well as any additional charges that may apply

**Please contact Customer Care if you are unsure if your order requires one or more of the above services.**

---

# General Information

---

## **CARRIER SELECTION**

Compel Office Furniture reserves the right to select the most appropriate mode of shipment. Compel Office Furniture relinquishes all responsibility for the goods shipped upon a concise receipt from the carrier. Customer bears the risk of loss or damage during shipment.

## **LOSS, DAMAGE OR DELAY**

Compel Office Furniture shall not be liable for loss, damage, detention or delay resulting from causes beyond its reasonable control, including but not limited to, fire, strike, weather, wreck or delay in transportation. In the event of delay due to any such cause, the delivery date will be postponed by such length of time as may be reasonably necessary to compensate for the delay.

## **CLAIM PROCESS FOR PRODUCT DAMAGE/SHORTAGE/CARRIER DELAY**

All Compel Office Furniture products are carefully inspected and properly cartoned prior to shipment. All shipments are delivered to the transportation company in good condition. If you receive a shipment that has damage, product shortage or delivery has been delayed by the transportation carrier, **the following steps MUST be taken:**

1. Before signing for product, **make notation** of all visible damage, shortages, and/or time of truck arrival on the freight bill (Bill of Lading).
2. Contact Compel Customer Care within 15 calendar days of receipt of product to report issue. We will advise whether a freight claim will need to be filed based on the mode of transportation. Claims must be filed by dealer on Redistribution/LTL carrier shipments. Claim will be disputed if product is moved from original consignee location.
3. If claim must be filed, carrier must be contacted within 15 calendar days of receipt of product. Retain all shipping cartons for inspection by carrier agent.

**NOTE: For Concealed Damage claims, please follow steps 2 and 3**

## **CLAIM PROCESS FOR WARRANTY ISSUES**

If a warranty issue is discovered, contact Customer Care immediately. To file the warranty claim, the following information is required:

- Item Code/P.O. number is mandatory; this can be found on the tag underneath the seat
- Dealer Purchase Order number or Compel Sales Order/Acknowledgement number
- Detailed description of issue with photos to support claim

Customer Care must preapprove all resolutions such as replacement units, service parts, labor and repair charges. We reserve the right to resolve the issue in the most cost effective manner. All approved resolutions will be assigned an authorization number with must be included on all replacement orders or invoices for reimbursement. Any unauthorized charges will not be the responsibility of Compel Office Furniture.

## **FINISH WARRANTY**

Minor variations in finish color may occur due to the unique texture and grain of wood. These issues are not warranty defects and will not be the responsibility of Compel Office Furniture.

## **PRODUCT RETURNS**

We discourage product returns due to the likelihood of damage during the return transportation. In the event a product return is necessary, we will make every attempt to help keep the product in the field. Please contact Customer Care for assistance.

If attempts to keep the product in the field are unsuccessful, Compel Office Furniture will allow returns on stocking items only with the following stipulations:

- 25% Restocking Fee
- Freight Charge prepaid by the dealer
- Product NEVER removed from the original carton/packaging
- Product must be returned within 30 days of RMA issue date
- All returns are subject to inspection prior to credit being issued; credit will not be issued if product is returned damaged

Freight damage, signs of usage, removal from original carton, or missing parts will result in no credit being issued. All returns require written authorization; any unauthorized return will not receive credit. Compel Office Furniture will not be responsible for resolving damage claims on returned product.

## **PRODUCT MODIFICATION**

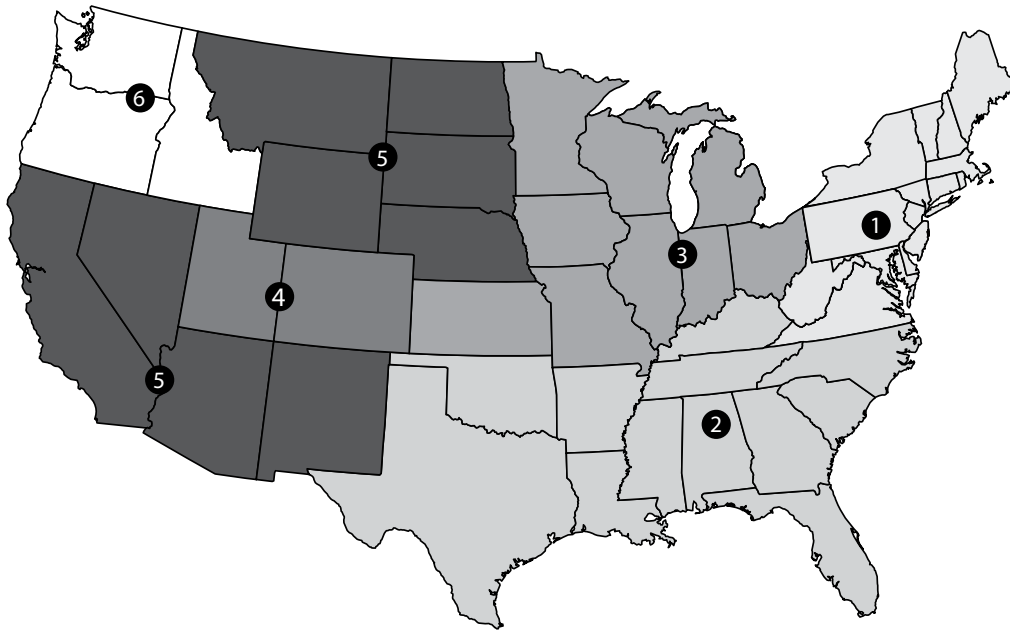
Any modifications made to product in the field or throughout the course of ownership will render the warranty null and void.

## **PRICE ADJUSTMENT POLICY**

Products are subject to discontinuation and price adjustments at any time. Price adjustments, both increases, and decreases are not retroactive.

# Freight Terms

---



## ZONE 1 – NORTHEAST

NY, NJ, MA, RI, CT, ME, NH, VT, PA, MD, DE, WV, IA, DC

**Monday – Designated Pool Truck Day:** Free freight at \$500 NET

**Any Other Day:** Free freight at \$1,000 NET; if under that amount, then flat \$75

**Chairs:** \$20 per chair if under free freight minimum (task or conference; excluding lounge seating); Free freight on 11+ chairs

## ZONE 2 – SOUTHEAST

NC, SC, GA, FL, KY, TN, AL, MS, AR, LA, OK, TX

**Friday – Designated Pool Truck Day:** Free freight at \$500 NET

**Any Other Day:** Free freight at \$1,250 NET; if under that amount, then flat \$150

**Chairs:** \$20 per chair if under free freight minimum (task or conference; excluding lounge seating); Free freight on 11+ chairs

## ZONE 3 – MIDWEST

OH, MI, IN, IL, WI, IA, MN, MO, KS

**Tuesday – Designated Pool Truck Day:** Free freight at \$500 NET

**Any Other Day:** Free freight at \$1,000 NET; if under that amount, then flat \$150

**Chairs:** \$20 per chair if under free freight minimum (task or conference; excluding lounge seating); Free freight on 11+ chairs

## ZONE 4 – COLORADO/UTAH

CO, UT

**Wednesday – Designated Pool Truck Day:** Free freight at \$500 NET

**Any Other Day:** Free freight at \$1,250 NET; if under that amount, then flat \$100

**Chairs:** \$20 per chair if under free freight minimum (task or conference; excluding lounge seating); Free freight on 11+ chairs

## ZONE 5 – WEST

NM, AZ, NV, CA, WY, MT, NE, ND, SD

**Wednesday – Designated Pool Truck Day:** Free freight at \$500 NET

**Any Other Day:** Free freight at \$2,000 NET; if under that amount, then flat \$200

**Chairs:** \$20 per chair if under free freight minimum (task or conference; excluding lounge seating); Free freight on 11+ chairs

## ZONE 6 – NORTHWEST

OR, WA, ID

**Thursday – Designated Pool Truck Day:** Free freight at \$500 NET

**Any Other Day:** Free freight at \$1,500 NET; if under that amount, then flat \$150

**Chairs:** \$20 per chair if under free freight minimum (task or conference; excluding lounge seating); Free freight on 11+ chairs

**NOTE:** The above freight terms are valid when shipping into that specific territory; if shipping outside of your territory, the freight terms for that zone apply. Any freight damage, short shipments, concealed damage, etc., MUST be reported to Compel Customer Care within 15 days of receiving.



