

DESKING



Effective March 1, 2022



DESKING

Compel offers classic casegood and contemporary frame desking options that you can personalize to each specific environment. With our Pivit collection, you're sure to find the perfect answer to your workspace needs.

PIVIT CASEGOODS



Classic executive casegoods from the Pivit Collection deliver a timeless and traditional look that is sure to impress. Pivit Casegood Desking is available in three standard laminate finishes with the option to add overheads, hutches, peds and other accessories. The choice is yours and the options are endless.

compel[®]

Pivit Casegoods

Create a workspace tailored to virtually any functional and aesthetic demands. Pivit Casegoods includes all the components you need.



PIVIT CASEGOODS

Specification Notes

- 1 Desk, Bridge and Return tops feature 2.5" silver grommets



White



Grey Ash



Cafe



SKU	DESCRIPTION	PRICE
-----	-------------	-------

DESKS		
PIV-DSK-6030	Pivit - Desk - Straight - 60" x 30"	630
PIV-DSK-6630	Pivit - Desk - Straight - 66" x 30"	669
PIV-DSK-7236	Pivit - Desk - Straight - 72" x 36"	788



Front View



Back View

RETURNS		
PIV-RET-4224	Pivit - Return - 42" x 24"	431
PIV- RET-4824	Pivit - Return - 48" x 24"	461



Back View



Front View

SKU	DESCRIPTION	PRICE
-----	-------------	-------

BRIDGES

PIV-BRG-4824	Pivit - Bridge - 48" x 24"	418
--------------	----------------------------	-----



Back View



Front View

CREDENZA

PIV-CRD-TOP-7224	Pivit - Credenza - Top - 72" x 24"	643
------------------	------------------------------------	-----



Front View



Back View

SPECIFICATION NOTES

Credenza shells are available in Standard laminate finishes only

FINISH COLOR OPTIONS

-CAFE	Cafe
-GA	Grey Ash
-WHT	White

SPECIFICATION NOTES

Pivit Casegoods are available in Standard laminate finishes only

To specify color, add color code at end of SKU.

Bridges and Returns can be installed left or right handed.




PIVIT STORAGE



Add form and function to any space with Compel's versatile Storage Collection. Perfect for any private office, open office or storage space, our integrated and freestanding storage pieces fit almost anywhere. Available in standard laminate finishes and featuring a variety of components: everything from your files, to awards, to books, to office supplies will be right at home.

compel[®]

Pivit Storage

SKU	DESCRIPTION	PRICE	
HUTCH			 72" Hutch
PIV-HUTCH-72	Pivit - Hutch - 72"	913	
SPECIFICATION NOTES			
Hutches come with matching laminate doors. 72"w x 41"h x 15"d			
OVERHEAD			 36" Overhead Cabinet
PIV-OH-36	Pivit - Overhead Cabinet - 36"	714	
SPECIFICATION NOTES			
Overhead unit mounts to wall with wooden z-bracket. Anchors required. 37"w x 24"h x 14"d			
PEDESTALS			 Box Box File
PIV-PED-TS-BBF	Pivit - Pedestal - BBF - Top Supporting	675	
PIV-PED-TS-FF	Pivit - Pedestal - FF - Top Supporting	649	
SPECIFICATION NOTES			
16"w x 28"h x 22"d			
LATERALS			 Lateral With Top
PIV-LAT-36	Pivit - Lateral File - With Top	1204	
PIV-LAT-TS-35	Pivit - Lateral File - Top Supporting	1045	
SPECIFICATION NOTES			
With top = 36"w x 29"h x 24"d Top supporting = 34"w x 28"h x 22"d			
FINISH COLOR OPTIONS			<div>SPECIFICATION NOTES</div> <div>Pivit storage is available in Standard laminate finishes only.</div> <div>To specify color, add color code at end of SKU. Example: PIV-HUTCH-72-WHT</div>
-CAFE	Cafe		
-GA	Grey Ash		
-WHT	White		



Pivit Storage

SKU	DESCRIPTION	PRICE
PENCIL DRAWER		
PIV-PD	Pivit – Pencil Drawer	199



Pencil Drawer

BOOKCASES		
PIV-BC-3248	Pivit – Bookcase – 32" W x 14" D x 48" H	555
PIV-BC-3266	Pivit – Bookcase – 32" W x 14" D x 66" H	754



48" Bookcase
4 Shelves



66" Bookcase
5 Shelves

STORAGE CABINETS		
PIV-STOR-CAB-3629	Pivit – Storage Cabinet – With Top – 36" x 24"	675
PIV-STOR-CAB-TS-3529	Pivit – Storage Cabinet – Top Supporting – 35" x 22"	566
PIV-STOR-CAB-3636	Pivit – Storage Cabinet – With Top – 36" x 36"h	760
PIV-STOR-CAB-3666	Pivit – Storage Cabinet – 36" x 66"	1270



Storage Cabinet 29" H
1 Shelf



Storage Cabinet TS 29" H
1 Shelf



Storage Cabinet 66" H
5 Shelves

LOW CREDENZA		
PIV-CRD-LOW-6020	Pivit – Low Credenza – Reversible – 60" x 20"	1375



Low Credenza

FINISH COLOR OPTIONS	
-CAFE	Cafe
-GA	Grey Ash
-WHT	White

SPECIFICATION NOTES

Pivit storage is available in Standard laminate finishes only.

To specify color, add color code at end of SKU.
Example: PIV-PD-**WHT**



PIVIT RECEPTION




Create a great first impression for all of your guests with PivitReception. Available in our three standard Pivit finishes, Pivit Reception allows you to create a cohesive color palette throughout your whole space.

compel[®]

Pivit Reception

SKU	DESCRIPTION	PRICE
RECEPTION		
PIV-DSK-RECP-7236	Pivit - Reception Desk - 72" x 36"	1190
PIV-RET-RECP-4224	Pivit - Reception Return - 42" x 24"	708



Reception Desk & Return

FINISH COLOR OPTIONS	
-CAFE	Cafe
-GA	Grey Ash
-WHT	White

SPECIFICATION NOTES
Pivit Reception is available in Standard laminate finishes only

To specify color, add color code at end of SKU.
Example: PIV-RET-RECP-TOP-4224 -WHT

Bases and Tops specified and priced separately to allow for mix and-match finishes. Both SKUs must be specified for complete unit.

Return can be installed left or right handed.

Pivit Reception is compatible with integrated and freestanding storage options




PIVIT FRAME DESKING



Create a laid back, yet professional, vibe with Pivit Frame Desking. Highly versatile components allow you to create a work environment that's perfectly tailored for a user's specific needs. Keep it minimal or build it out with accessories that elevate the common desk to an ideal workspace.

compel[®]

Pivot Frame Legs and Worksurfaces come together beautifully with our Frame Desking. The beveled steel legs come in three classic colors for pairing with three Pivot worksurface finishes. Add the perfect accessories to create a comprehensive and tailored work environment.



Specification Notes

- 1 Worksurface: primary surface
- 2 Worksurface: return surface (if applicable)
- 3 Frame Legs: primary surface
- 4 Frame Legs: return surface (if applicable)
- 5 Top Supporting Pedestal: as worksurface support (if desired)
- 6 Mending Plates: connecting 2 worksurfaces (2 sets required)
- 7 Worksurface Support

The diagram illustrates the assembly of the PV-CP-30 and PV-MENG-65CRW components. A large bracket on the left indicates the main assembly area. Numbered callouts point to the following parts:

- 1: PV-CP-30
- 2: PV-MENG-65CRW
- 3: PV-MENG-65CRW
- 4: PV-CP-30
- 5: PV-CP-30
- 6: PV-MENG-65CRW
- 7: PV-CP-30

See Accessories pricer for complete information.



Single or Dual Monitor Arms

SKU	DESCRIPTION	PRICE
OPEN FRAME LEGS		
PIV-OF-24	Pivit - Leg - Frame - 24"	302
PIV-OF-30	Pivit - Leg - Frame - 30"	351
PIV-OF-36	Pivit - Leg - Frame - 36"	397
LEG FINISH (3 options)		
BLK/ WHT / SL	Black / White / Silver	
WORKSURFACES		
WS-4824	Worksurface - 48" x24"	278
WS-4830	Worksurface - 48" x30"	317
WS-6024	Worksurface - 60" x 24"	331
WS-6030	Worksurface - 60" x 30"	376
WS-7224	Worksurface - 72" x 24"	397
WS-7230	Worksurface - 72" x 30"	457
WS-7236	Worksurface - 72" x 36"	517
WORKSURFACE FINISH (3 options)		
GA/ WHT / CAFE	Grey Ash / White / Cafe	
WORKSURFACE SUPPORT		
PHTCH-EXP	Expandable Support Bar - for 60" & 72" Surfaces	238
PIV-MEND-6SCREW	Pivit - Single Mending Plate - 6 Screws	40

SPECIFICATION NOTES

Worksurface sizes are listed as nominal in the SKU and description.
Actual sizing varies from listed. All worksurfaces are 1" TFL.

Frame Legs are specified and priced as single legs, not pairs.

Open Frame Return surface not to exceed 48".

Support Bar required on surfaces 60"w and larger



Listed Size	Actual Size
WS-4824	47.25" W x 23.63" D
WS-4830	47.25" W x 29.5" D
WS-6024	59" W x 23.63" D
WS-6030	59" W x 29.5" D
WS-7224	70.88" W x 23.63" D
WS-7230	70.87" W x 29.5" D
WS-7236	

