

DESKING

COMPEL PRODUCT PRICE GUIDE | AUGUST 2021



2021



DESKING

Compel offers classic casegood and contemporary frame desking options that you can personalize to each specific environment. With our Pivit collection, you're sure to find the perfect answer to your workspace needs.

PIVIT CASEGOODS



Classic executive casegoods from the Pivit Collection deliver a timeless and traditional look that is sure to impress. Pivit Casegood Desking is available in standard mix- and- match laminate finishes with the option to add overheads, hutches, pedes and other accessories. The choice is yours and the options are endless.

compel[®]

Pivot Casegoods

Create a workspace tailored to virtually any functional and aesthetic demands. Pivot Casegoods includes all the components you need, and the ability to mix-and-match finishes delivers incredible design flexibility.



PIVIT CASEGOODS

Specification Notes

- 1 Tops and Bases are specified separately to allow for mix-and-match finishes. Both SKUs required for complete unit
- 2 Desk, Bridge and Return tops feature 2.5" silver grommets



White



Grey Ash



American Cherry



Cafe



SKU	DESCRIPTION	PRICE
-----	-------------	-------

DESKS		
PIV-DSK-TOP-6030	Pivit - Desk - Straight - Top - 60" x 30"	283
PIV-DSK-BASE-6030	Pivit - Desk - Straight - Base - 60" x 30"	265
PIV-DSK-TOP-6630	Pivit - Desk - Straight - Top - 66" x 30"	299
PIV-DSK-BASE-6630	Pivit - Desk - Straight - Base - 66" x 30"	283
PIV-DSK-TOP-7236	Pivit - Desk - Straight - Top - 72" x 36"	368
PIV-DSK-BASE-7236	Pivit - Desk - Straight - Base - 72" x 36"	317



RETURNS		
PIV-RET-TOP-4224	Pivit - Return - Top - 42" x 24"	161
PIV-RET-BASE-4224	Pivit - Return - Base - 42" x 24"	214
PIV-RET-TOP-4824	Pivit - Return - Top - 48" x 24"	173
PIV-RET-BASE-4824	Pivit - Return - Base - 48" x 24"	228



SKU	DESCRIPTION	PRICE
-----	-------------	-------

BRIDGES

PIV-BRG-TOP-4224	Pivit - Bridge - Top - 42" x 24"	163
PIV-BRG-BASE-4224	Pivit - Bridge - Base - 42" x 24"	173
PIV-BRG-TOP-4824	Pivit - Bridge - Top - 48" x 24"	184
PIV-BRG-BASE-4824	Pivit - Bridge - Base - 48" x 24"	179



CREDENZA

PIV-CRD-TOP-6624	Pivit - Credenza - Top - 66" x 24"	262
PIV-CRD-BASE-664	Pivit - Credenza - Base - 66" x 24"	265
PIV-CRD-TOP-7224	Pivit - Credenza - Top - 72" x 24"	276
PIV-CRD-BASE-7224	Pivit - Credenza - Base - 72" x 24"	283



SPECIFICATION NOTES

Credenza shells are available in Standard laminate finishes only

Bases and Tops specified and priced separately to allow for mix-and-match finishes. Both SKUs must be specified for complete unit.

FINISH COLOR OPTIONS

-AC	American Cherry
-CAFE	Cafe
-GA	Grey Ash
-WHT	White

SPECIFICATION NOTES

Pivit Casegoods are available in Standard laminate finishes only

To specify color, add color code at end of SKU.
Example: PIV-RET-TOP-4224 -WHT

Bases and Tops specified and priced separately to allow for mix-and-match finishes. Both SKUs must be specified for complete unit.

Bridges and Returns can be installed left or right handed.

PIVIT STORAGE



Add form and function to any space with Compel's versatile Storage Collection. Perfect for any private office, open office or storage space, our integrated and freestanding storage pieces fit almost anywhere. Available in standard laminate finishes and featuring a variety of components: everything from your files, to awards, to books, to office supplies will be right at home.

compel[®]

Pivit Storage

SKU	DESCRIPTION	PRICE
HUTCH & TACKBOARD		
PIV-HUTCH-66	Pivit - Hutch - 66"	748
PIV-HUTCH-66-TB-64	Grade 1 Tackboard for 66" Hutch	219
PIV-HUTCH-72	Pivit - Hutch - 72"	794
PIV-HUTCH-72-TB-70	Grade 1 Tackboard for 72" Hutch	235



72" Hutch

OVERHEAD & TACKBOARD		
PIV-OH-36	Pivit - Overhead Cabinet - 36"	621
PIV-OH-36-TB-34	Grade 1 Tackboard for 36" Overhead Storage	161



36" Overhead Cabinet

PEDESTALS		
PIV-PED-TS-BBF	Pivit - Pedestal - BBF - Top Supporting	587
PIV-PED-TS-FF	Pivit - Pedestal - FF - Top Supporting	564



Box Box File



File File

LATERALS		
PIV-LAT-36	Pivit - Lateral File - With Top - 36" x 24"	1047
PIV-LAT-TS-35	Pivit - Lateral File - Top Supporting - 35" x 22"	909



Lateral With Top



Lateral Top Supporting

FINISH COLOR OPTIONS	
-AC	American Cherry
-CAFE	Cafe
-GA	Grey Ash
-WHT	White









SPECIFICATION NOTES

Pivit storage is available in Standard laminate finishes only.

To specify color, add color code at end of SKU.
Example: PIV-HUTCH-72-WHT



Pivit Storage

SKU	DESCRIPTION	PRICE	
PENCIL DRAWER			
PIV-PD	Pivit - Pencil Drawer	173	 Pencil Drawer
BOOKCASES			
PIV-BC-3248	Pivit - Bookcase - 32" W x 14" D x 48" H	483	 48" Bookcase 4 Shelves
PIV-BC-3266	Pivit - Bookcase - 32" W x 14" D x 66" H	656	
STORAGE TOWER			
PIV-STOR-TWR-LFT-WHT	Pivit - Storage Tower - Left - White	1610	 Left
PIV-STOR-TWR-RT-WHT	Pivit - Storage Tower - Right - White	1610	
Please note: Storage Towers are available in White only.			
STORAGE CABINETS			
PIV-STOR-CAB-3629	Pivit - Storage Cabinet - With Top - 36" x 24"	587	 Storage Cabinet 29" H 1 Shelf
PIV-STOR-CAB-TS-3529	Pivit - Storage Cabinet - Top Supporting - 35" x 22"	492	
PIV-STOR-CAB-3666	Pivit - Storage Cabinet - 36" x 66"	1104	
			 Storage Cabinet TS 29" H 1 Shelf
			 Storage Cabinet 66" H 5 Shelves
LOW CREDENZA			
PIV-CRD-LOW-6020	Pivit - Low Credenza - Reversible - 60" x 20"	1196	 Low Credenza
PIV-CRD-LOW-CUSH-G1	Pivit - Low Credenza - Cushion - Grade 1	153	
PIV-CRD-LOW-CUSH-G2	Pivit - Low Credenza - Cushion - Grade 2	163	
PIV-CRD-LOW-CUSH-G3	Pivit - Low Credenza - Cushion - Grade 3	193	
PIV-CRD-LOW-CUSH-COM	Pivit - Low Credenza - Cushion - COM	133	
			 Low Credenza with Cushion



PIVIT RECEPTION



Create a great first impression for all of your guests with Pivit Reception. Available in our four standard Pivit finishes, Pivit Reception allows you to create a cohesive color palette throughout your whole space.

compel[®]

Pivot Reception

SKU	DESCRIPTION	PRICE
RECEPTION		
PIV-DSK-RECP-BASE-7236	Pivot - Reception Desk - Base - 72" x 36"	575
PIV-DSK-RECP-TOP-7236	Pivot - Reception Desk - Top - 72" x 36"	460
PIV-RET-RECP-BASE-4224	Pivot - Reception Return - Base - 42" x 24"	431
PIV-RET-RECP-TOP-4224	Pivot - Reception Return - Top - 42" x 24"	184



Reception Desk & Return

FINISH COLOR OPTIONS	
-AC	American Cherry
-CAFE	Cafe
-GA	Grey Ash
-WHT	White

SPECIFICATION NOTES

Pivot Reception is available in Standard laminate finishes only

To specify color, add color code at end of SKU.
Example: PIV-RET-RECP-TOP-4224 -WHT

Bases and Tops specified and priced separately to allow for mix-and-match finishes. Both SKUs must be specified for complete unit.

Return can be installed left or right handed.

Pivot Reception is compatible with integrated and freestanding storage options



PIVIT FRAME DESKING




Create a laid back, yet professional, vibe with Pivit Frame Desking. Highly versatile components allow you to create a work environment that's perfectly tailored for a user's specific needs. Keep it minimal or build it out with accessories that elevate the common desk to an ideal workspace.

compel[®]

Pivot Frame

Pivot Frame Legs and Worksurfaces come together beautifully with our Frame Desking. The beveled steel legs come in three classic colors for pairing with four Pivot worksurface finishes. Add the perfect accessories to create a comprehensive and tailored work environment.

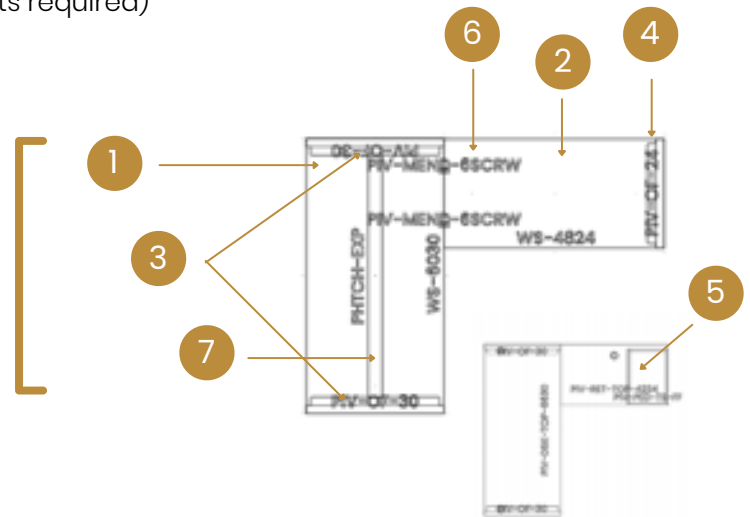


PIVOT FRAME

Specification Notes

- 1 Worksurface: primary desk surface
- 2 Worksurface: return surface (if applicable)
- 3 Frame Legs: primary desk surface
- 4 Frame Legs: return surface (if applicable)
- 5 Top Supporting Pedestal: as worksurface support (if desired)
- 6 Mending Plates: connecting 2 worksurfaces (2 sets required)
- 7 Worksurface Support Bar

L-DESK SPECIFICATION EXAMPLE



Commonly Specified With Frame Desking

See Accessories pricer for complete information.



Mobile Box Box File



Modesty Panels in Mesh or Frosted Acrylic



Clamp-on or Undermount Power



Single or Dual Monitor Arms

SKU	DESCRIPTION	PRICE
FRAME LEGS		
PIV-OF-24	Pivot - Leg - Frame - 24"	263
PIV-OF-30	Pivot - Leg - Frame - 30"	305
LEG COLOR OPTIONS		
- BLK	Black	
- SLV	Silver	
- WHT	White	
WORKSURFACES		
WS-4824	Worksurface - 48" x 24"	242
WS-4830	Worksurface - 48" x 30"	276
WS-6024	Worksurface - 60" x 24"	288
WS-6030	Worksurface - 60" x 30"	327
WS-7224	Worksurface - 72" x 24"	345
WS-7230	Worksurface - 72" x 30"	397
FINISH COLOR OPTIONS		
- AC	American Cherry	
- CAFE	Cafe	
- GA	Grey Ash	
- WHT	White	
WORKSURFACE SUPPORT		
PHTCH-EXP	Expandable Hat Channel - for 60-72" Surfaces	207
PIV-MEND-6SCREW	Pivot Mending Plate - 6 Screws	35
STANDARD FINISH COLOR OPTIONS		
- AC	American Cherry	
- CAFE	Cafe	
- GA	Grey Ash	
- WHT	White	

SPECIFICATION NOTES

Worksurface sizes are listed as nominal in the SKU and description. Actual sizing varies from listed. All worksurfaces are 1" TFL.

Frame Legs are specified and priced as single legs, not pairs.

Worksurface Support Bar installs to the underside of the worksurface. The Expandable Hat Channel is a telescoping bar that provides additional lateral support as well as worksurface support.

Listed Size	Actual Size
WS-4824	47.25" W x 23.63" D
WS-4830	47.25" W x 29.5" D
WS-6024	59" W x 23.63" D
WS-6030	59" W x 29.5" D
WS-7224	70.88" W x 23.63" D
WS-7230	70.87" W x 29.5" D

American Cherry



Cafe



Grey Ash



White

