



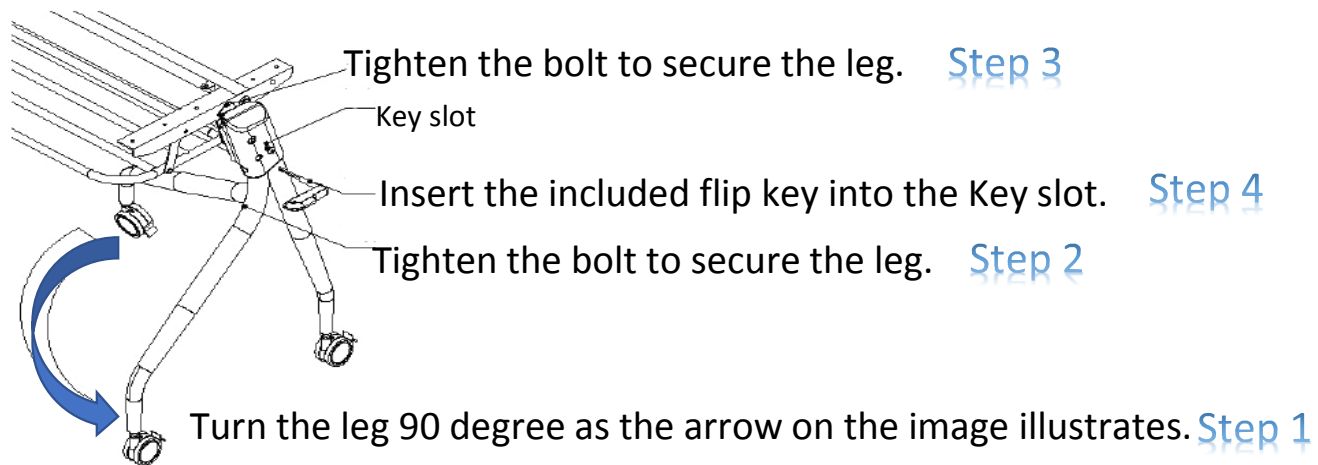
Nifty Training Table



Tools
Required

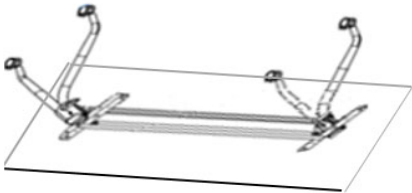


Remove all wrapping materials, including staples and packing straps before assembly.
Keep all hardware parts out of reach of children.




! Place the worksurface on a clean flat and smooth surface such as a rug or carpet to avoid surface scratches or damage.

✓ Flip the assembled base onto the work surface.



✓ Using a measuring tape, center the base on top of the surface.

✓ Use the included screws to attach the base to the surface.



Install the screws to the brackets. 3 screws per side as shown.

✓ With the base assembled to the work surface, place the assembled table in the upright position with the assistance of another person.